

Home Use

As of April 2023

The Nobeoka City

Trash Disposal Guidebook

You may not throw out business related trash at household trash disposal locations.

Trash must be placed outside by 8:30am on the collection day!

All recyclable items must be disposed of in 20-45 liter clear plastic bags (if not otherwise instructed).

For burnable and non-burnable trash please use designated trash bags only .

Let's all help keep our city clean ♡



INDEX

About Household Trash	1
Burnable Trash	2
Non-Burnable Trash	3
Used Paper	4
Used Fabrics	5
Bottles and Cans	6
P.E.T. Bottles	7
Plastic Wrappers and Containers	8
Oversized Trash	9
Landfill Garbage	9
Deceased Pets	10
Special Trash Pickup	10
Non-Collectable Trash	11
Bringing Trash in Yourself	12
Recyclable Home Electronics	13
Recycling Personal Computers	13
Used Compact Appliances	14
Business Trash	15
Receive Information on LINE	15
Index of Disposal Methods	16-31

Official Nobeoka City LINE Account

Add us on LINE for further
information on trash
disposal dates etc.

JAPANESE ONLY



For consultations concerning trash separation and collection :

Nobeoka Clean Center (Recyclable Resource Division) TEL. 34-2626
Kitakata General Branch Office Citizen Services TEL. 47-3601
Kitaura General Branch Office Citizen Services TEL. 45-4228
Kitagawa General Branch Office Citizen Services TEL. 46-5012

For consultations concerning bringing in trash yourself:

Nobeoka Clean Center (Waste Yard, see p.12) TEL. 33-1869

For consultations in English please see page 15.

About Household Trash

- Please dispose of your burnable trash and non-burnable trash, excluding batteries and lighters, in the respective **trash bags designated by Nobeoka City**. **Trash that has been disposed of in non-approved bags will not be collected.**
- Please dispose of all trash considered to be a recyclable resource in **20 to 45 liter clear plastic bags**. There is no specific requirement for these bags other than their size and opacity, so they can be purchased from most stores. Make sure to tie used paper and cardboard crosswise with a string prior to disposal.
- Trash that cannot be disposed of in 40 liter bags is considered to be **oversized trash**. Use an oversized trash sticker, which can be purchased at most supermarkets and convenience stores. **Affix the sticker to the trash and dispose of it on the appropriate non-burnable trash collection day** in your neighborhood's designated trash site.
- Please check your district's trash calendar and make sure to place it at a designated trash site prior to **8:30am on the collection day!**
- [Burnable trash], [non-burnable trash], [oversized trash], and [landfill garbage] taken to the Clean Center will incur a handling fee. **For every 50 kg, you will be charged 200 yen. (Trash less than 50 kg will incur a fee of 200 yen).** **Recyclable resources do not incur a fee.**

Attention! You will still be charged a handling fee even if you use designated bags when you bring trash directly to the Clean Center.

Designated Bags



Burnable trash bags




Non-burnable trash bags

Size	Price per bag	Total Price (tax included)
Large (40 liter)	¥ 32 / bag	¥ 320 / 10 bags
Medium (20 liter)	¥ 16 / bag	¥ 160 / 10 bags
Small (10 liter)	¥ 8 / bag	¥ 80 / 10 bags

Designated bags are only sold in sets of 10.

※Note that the size, volume, and price are the same for both burnable and non-burnable bags .

Oversized Trash Sticker



When disposing of oversized trash, please write the name of the item on the white portion of the oversized trash sticker. Oversized trash stickers cost 240 yen (tax included), regardless of the item discarded.

Refer to page 9 for more details on the collection method of oversized trash. You can find a list of items and their appropriate disposal method in the back of this booklet (index).

- Most supermarkets and convenience stores in Nobeoka City sell designated trash bags as well as oversized trash stickers. Trash bags and oversized trash stickers cost the same, no matter where they are sold.
- Designated trash bags are sold in packs of 10 regardless of their size. Oversized trash stickers are not sold in packs.
- Please refer to Nobeoka City's official website (Japanese only) regarding shops that sell designated trash bags and oversized trash stickers or contact the International Exchange Promotion Office.

Burnable Trash

Please use designated bags (red lettering).

Check!



Take out **burnable trash** using the **correct bag** (red lettering) to the correct disposal site in your neighborhood. Please be sure to take your trash out on the correct collection day **prior to 8:30 a.m.**

※Trash that does not fit in the 40 liter designated trash bags is considered oversized.

Examples of burnable trash

Organic Trash



※Be sure to dry organic trash

Small amounts of cooking oil



※Collect cooking oil with a paper cloth or let it harden.

Wood chips, Wooden products, Pruned branches



※Except for construction materials.

Cassette tapes, video tapes, DVDs, CDs, MDs, records, FDs, and CD cases



Plastic products except for plastic containers and plastic bags, items with the 「まぜるな危険。」 (Danger! Don't mix) label on them, containers of gardening chemicals and pesticides, boxes for shipping seafood and cocoon shaped styrofoam.



Stuffed animals, Japanese clothing, floor cushions



Diapers and feminine hygiene products



※You may place organic trash in plastic shopping bags and throw it away in your burnable trash bag.

How full can a designated trash bag be?



Any amount is acceptable as long as the bag can be tied shut.



Trash that cannot fit into 40 liter bags is considered oversized trash (see p.9).

Is all trash that cannot fit in a large bag considered to be oversized trash?

Trash that cannot fit in large bags is considered to be oversized, but there are exceptions. Items such as **branches**, **wood chips**, **bamboo screens**, **mats**, **brooms**, and **polyethylene plastic buckets** can be wrapped with a 40 liter burnable trash bag and disposed of with other burnable trash.

How to put out branches

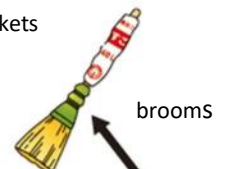


Cut branches down to 50cm long, 5cm thick sticks. Tie them up, wrap them in a **40 liter burnable trash bag** and throw them away. Use 1 bag per bunch. For situations that cannot be dealt with this way, contact the Clean Center (see p. 12).

Polyethylene boxes and buckets



Wrap in a large designated bag.



Wrap in a large designated bag.

※ If a burnable item can be fully wrapped with a 40 liter burnable bag, it can be disposed of in this way.

Be aware that 10 liter and 20 liter burnable bags cannot be used like this.

※ If you hire a professional pruner, have them dispose of the pruned branches.

※ For more information, refer to the index in the back.

Non-Burnable Trash

Please use designated bags
(blue lettering).

Check!



Take out **non-burnable trash in the correct bag (blue lettering)** to the correct disposal site in your neighborhood. Please be sure to take your trash out on the correct collection day **prior to 8:30 a.m.**

※Trash that does not fit in the 40 liter designated trash bags is considered oversized.

Examples of non-burnable trash

Glass, porcelain, ceramics



Glass, dishes, makeup containers, planters, air freshener containers, porcelain, ceramics, baby bottles, etc.

Empty each item before disposal.
Contents must be visible.
Remove lids from paint cans.

All metals except for [recyclable resources]



Spray cans, pots, oil cans, paint cans, metallic toys, metallic hangers, metal lids with rubber seal

Recyclable consumer electronics except for computers

Remove the batteries



Cassette players, irons, VCRs, juice mixers, sewing machines, hair dryers, etc.

Trash that is required to be wrapped in paper prior to disposal



Since items such as scissors, knives, mirrors, broken glass, and fluorescent tubes are dangerous, please wrap them in paper prior to disposal. Use a marker to write the name of the item on the paper in which you wrap it.

Batteries, lighters, electronic cigarettes, disposable cameras, thermometers, blood pressure meters



Batteries, electronic cigarettes, disposable cameras



Lighters



Thermometers, blood pressure meters

All of these items can be disposed of in clear plastic bags. **Designated bags are not necessary.** Separate each item type into its own bag and keep it separate from other non-burnable trash. Throw these items away on a non-burnable trash collection day.

Trash that can be wrapped with a 40 liter non-burnable trash bag and thrown away

While trash that cannot fit in a large bag is considered oversized, **umbrellas, metallic clothes-lines, metallic bats, golf clubs, shovels, metallic rackets and fluorescent tube lights (intact), etc.** are exceptions. These items can be wrapped in a large non-burnable trash bag and put out on the day of collection.



※ If you can wrap the items completely in a 40 liter non-burnable trash bag (large), you can wrap multiple items in one bag (lengthwise).

Attention! Be aware that 10 liter and 20 liter bags cannot be used in this manner.

※ For more information, refer to the index.



For further consultations

Small rechargeable batteries

→JBRC (Japan Portable Rechargeable Battery Recycling Center)



Button cell batteries

→Battery Association of Japan

TEL. 0120-266-205



Used Paper (Recyclable Resources)

Dirty or wet items will not be collected.

Check!

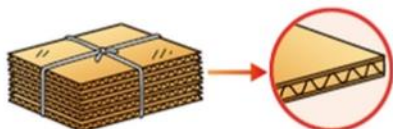


Bundle the items **according to their type** and **tie them up crosswise** before disposal. The items must be placed at your neighborhood's trash site **prior to 8:30am** on the collection day.

Newspaper



Cardboard



Cardboard with
slotted vents

Please dispose of
cardboard coated with
aluminum, plastic, oil or
wax as burnable trash.
This includes pizza boxes,
or cardboard wrapped
with plastic tape.

Books, Magazines, Flyers, Paper Boxes, etc.



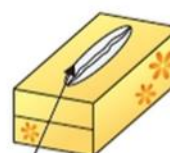
Books



Magazines



Flyers



Tissue Boxes



Postcards



Catalogs



Snack Boxes



Paper Bags

Remove the vinyl or plastic and
throw it away as "Plastic wrappers
and containers" (See p.8)

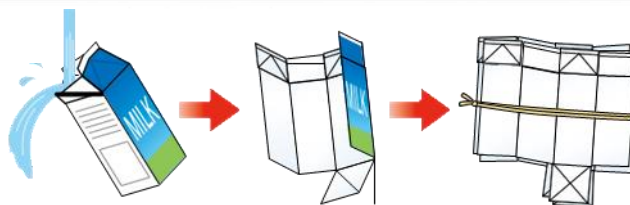
- ◎ Items larger than the size of a postcard count as used paper and have to be disposed of as such.
 - ◎ Break down boxes before putting them out.
 - ◎ CD-ROMs and DVDs are considered burnable trash.
- If a CD or DVD is attached to a book or magazine, please remove them before disposal.

Milk Cartons

How to throw out a milk/juice carton

Rinse the inside of the carton (volume of 1 liter or less), cut it open, and allow it to dry.

Tie them up and throw them out with books, magazines, etc.



Attention! Put items that have an aluminum coating on the inside, such as some juice or alcoholic beverage cartons, in the **[burnable trash]**.

Attention!

- ◎ Please refrain from putting out used paper on rainy days. Instead, try to put it out on the next trash collection day.
- ◎ Dirty or wet items must be disposed of as **[burnable trash]**.
- ◎ Please do not bundle up items with tape.

Used Fabrics (Recyclable Resources)

Ripped, dirty or wet items will not be collected.

Check!



Put used fabrics out in 20 – 45 liter clear plastic bags. The items must be placed at your neighborhood's trash site **prior to 8:30am** on the collection day.



Used Fabrics

- ◎ Clothing will be reused as hand-me-downs, so please put it out without removing any buttons, fasteners, or zippers.
- ◎ Some used fabrics and clothing (cotton content of 50% or more) will be used as rags for cleaning oils off of machines, etc.

Attention!

- ◎ Put ripped, wet, or obviously dirty fabrics in the **[burnable trash]**. The items depicted below must also be disposed of as **[burnable trash]**. If an item does not fit in a designated trash bag, place an **oversized trash sticker** on it and put it out as such (see p.9).
- ◎ Please refrain from putting these items out on rainy days. Put them out on the next clear collection day.



Underwear, socks, etc.



Japanese clothing (kimono, etc.)



Rain coats



Swimsuits



Hats



Gloves



Ties



Cotton stuffed items (futon, cushions, stuffed animals)



Pillows



Curtains



Carpets



Welcome mats

Bottles / Cans (Recyclable Resources)

Dirty items will not be collected.



Rinse out the contents of bottles and cans and put them in 20 – 45 liter clear plastic bags. The items must be placed at your neighborhood's trash site **prior to 8:30am** on the collection day.

What objects are considered bottles and cans?

Empty steel, glass, and aluminum containers in which food or other daily use items were packaged.

Acceptable
can and bottle sizes



Small items that contained no
more than 18 liters

Attention:

There is no need to remove labels that are glued firmly onto these items. Please put them out as is.

There is no need to remove the ring that is left on bottles when the cap is removed.



Seasoning bottles



Alcohol bottles



Jam jars



Beverage bottles



Medicine bottles




Instant coffee bottles



Juice cans



Beer cans



Metal sweets boxes



Pet food cans



Bug repellent cans



Cooking oil cans



Tea cans



Seaweed cans



Milk cans



Canned food



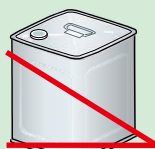
The lid can be put
in the bag as well



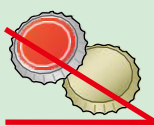
Cosmetic bottles



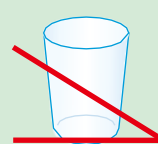
Baby bottles



18-liter drum



Metal lids and caps
with rubber



Glasses



Pickling bins for plum
wine etc.

Attention!

Please wrap broken bottles in newspaper and put them out as **[non-burnable]** trash.

Do not crush cans.

Remove corks, caps, and lids as follows:

Easily removable plastic lids = **[plastic wrappers and containers]** (caps of spice or medicine bottles)

Plastic lids that are hard to remove = **[bottles and cans]** (caps of vinegar or somen soup bottles)-leave lid on

Metal lids and caps with rubber = **[non-burnable]** (lids of instant coffee or energy drink bottles)

Metal lids and caps without rubber = **[bottles and cans]** (canned food, cans of tea and seaweed))- remove lid

P.E.T. Bottles (Recyclable Resources)

Dirty items will not be collected.



Remove all plastic caps and labelling, rinse out the interior and put them in 20 – 45 liter clear plastic bags. The items must be placed at your neighborhood's trash site **prior to 8:30am** on the collection day.

What are P.E.T. bottles?

They are plastic bottles with the  sign written on the label.

Attention:

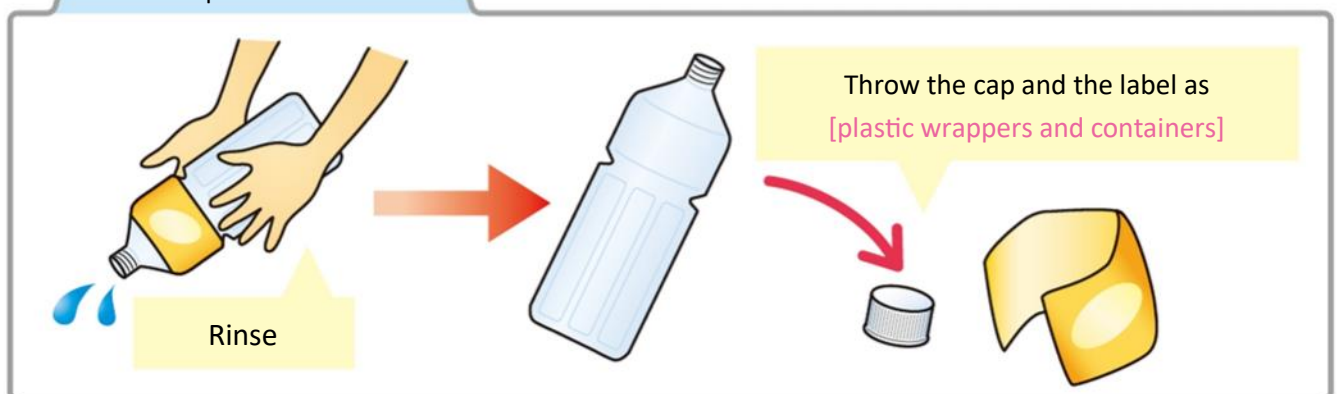
There is no need to remove labels that are glued firmly on to these items. Please put them out as is.

Attention:

There is no need to remove inside plugs on soy sauce bottles or the white ring that is left on bottles when the cap is removed. Please put them out as is.



How to dispose of P.E.T. bottles



Attention!

- ◎ Please do not crush plastic bottles.
- ◎ Please throw away plastic caps and labeling as [plastic wrappers and containers].
- ◎ Pet bottles cannot be thrown away with other **plastic trash** but must be disposed of separately!!!

Plastic Wrappers / Containers (Recyclable Resources)

Dirty items will not be collected.

Check!



Rinse out the interior of each item and put them in 20 – 45 liter clear plastic bags. The items must be placed at your neighborhood's trash site **prior to 8:30am** on the collection day.

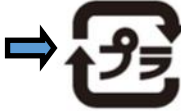
What is considered "plastic wrappers and containers"?

Empty containers of food products and other daily use items. Also plastic **wrapping** and **plastic bags**.

Attention:

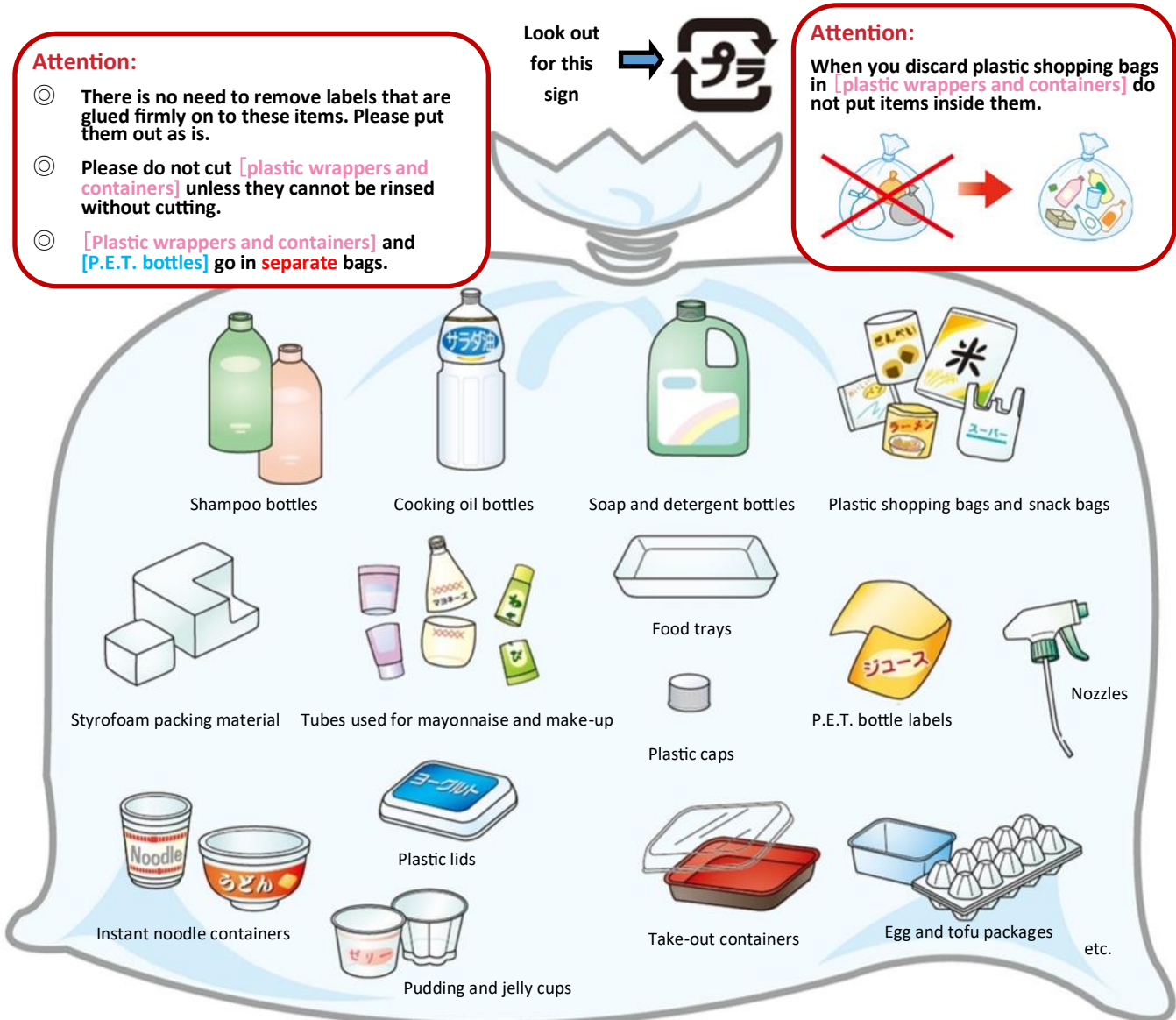
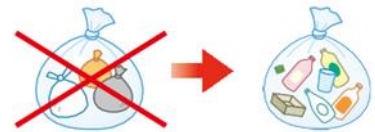
- There is no need to remove labels that are glued firmly on to these items. Please put them out as is.
- Please do not cut [plastic wrappers and containers] unless they cannot be rinsed without cutting.
- [Plastic wrappers and containers] and [P.E.T. bottles] go in **separate** bags.

Look out for this sign



Attention:

When you discard plastic shopping bags in [plastic wrappers and containers] do not put items inside them.



The following items cannot be disposed of, even if they have the sign on the label. Please dispose of as **[burnable trash]**



Cutlery



Straws



Bento plastic dividers



Cups



Tupperware



Toothbrushes



Wash bowls



Hangers



Transparent bags for dry cleaning



Stationary



CD's DVD's



Plastic strings



Toys



Pesticide containers



Items with 危険 (danger) on them



Boxes for shipping seafood



Cocoon shaped cushioning materials etc.

Oversized Trash

Items that do not fit in 40 liter (large) designated bags are considered oversized.

Attach an oversized trash sticker to each item and place them at your neighborhood's trash site **prior to 8:30am** on the collection day.

- ◎ Write the name of the item on an **oversized trash sticker** and affix it to the item before placing it in the trash pickup area on the day of **[non-burnable trash]**. **Be sure to put 1 sticker on each oversized item.** (Consult the Clean Center regarding sets of items.) The sticker is sold at most supermarkets and convenience stores. Regardless of the item, each sticker costs **240 yen** (tax included).
- ◎ If you are able to break down an item considered oversized into smaller pieces and fit it in an appropriate **[burnable]** or **[non-burnable]** bag, **it may be thrown away normally.** For more details on the proper method for disposing specific items, please refer to the index in the back of this booklet.
- ◎ Furthermore, if you bring the oversized item to the Clean Center directly, an oversized trash sticker is not necessary. For more details on the proper disposal method, please refer to **page 12.**



Oversized Trash Sticker

(also see p.1)



Attention!

- ◎ **Oversized trash that does not have an oversized trash sticker affixed will not be collected.**

Landfill Garbage

In general landfill garbage must be taken directly to [Nobeoka Clean Center] (see p.12) .

- ◎ **Exception:** If the items depicted below can fit into a **[non-burnable]** trash bag, you may dispose of them at your neighborhood's designated trash site on the collection day of **[non-burnable]** garbage. Note that if the amount of landfill garbage **exceeds 1 trash bag it cannot be collected.** Please take it directly to [Nobeoka Clean Center].
- ◎ **Don't mix [landfill garbage]** with other **[non-burnable]** trash!

The following items are considered Landfill Garbage

Japanese tiles (Kawara)

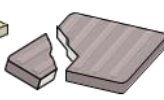
Gypsum board

Weight stones (resin)

Clothes drying platforms



Slate



Tiles



Cement blocks



Bricks

※ There are types of industrial waste that cannot be disposed of in Nobeoka City even if you bring them in yourself. Please directly consult the facility in charge (see front page).

Deceased Pets

It is not necessary to use a designated bag or affix an oversized trash sticker to a deceased pet.

- Please contact the Clean Center or your respective town's Citizen Services General Branch Office (see front page) when a pet passes away. The following fees will be incurred depending on how you choose to proceed.



Fee (tax included)

- If the city collects the body : ¥820/body
- If the body is brought directly to the Clean Center: ¥200/body

Nobeoka Clean Center hours

Monday to Friday 8:45—17:00
Saturday 8:45—16:30
(Closed on Saturdays from 12:00 to 13:00)

- When you bring a deceased pet directly to the Clean Center, bring the body to the Weigh-in Station inside, hand the body to the clerk, and pay the fee directly to them.
- If the pet's owner is unknown, please contact the Clean Center or your respective town branch's Citizen Services Office. The city will pick up the body free of charge.

Attention!

- Deceased pets do not need to be placed in designated bags or have an oversized trash sticker affixed to them. Please place the body in a cardboard box.
- Although deceased pets are brought to a different entrance from regular trash, they are ultimately burned along with the regular trash. We request your understanding on the matter.

Special Trash Pickup

By reservation only!



If you are moving or undertaking a large cleaning project and end up with a considerable amount of trash, that you cannot deliver to the Clean Center yourself, the city will come pick it up. Please refrain from throwing out large amounts of trash at your local trash pickup area as it may interfere with others' trash collection.

Fee (tax included)

¥ 4,770 / 1 truck

※ The pickup of recyclable home electronics like air conditioners inclines additional service fees (see p. 13).
Please consult the Clean Center when making an appointment.

How to request a special trash pickup...













- Contact the Recyclable Resources Division or your respective town Citizen Services General Branch Office (see front page) by phone to schedule a pick up. You will be asked for your name, address, phone number, the date you would like a pickup, and the details of the trash you will be discarding.
※Operating Hours: Mon – Fri, 8:30 – 17:15 (closed on holidays)
- On the day of the pickup, please place the trash in front of your residence in a place that is easily accessible by truck and be present when the truck arrives. Be aware that the collector will not enter your home to collect the trash.

Attention!

- You do not need to use designated trash bags or oversized trash stickers for special trash pickup.
- Please separate your trash properly and place it in 20 – 45 liter clear plastic bags.

Non-Collectable Trash

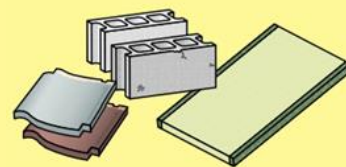
The city will not collect or dispose of industrial waste. Furthermore, there are some general waste items that are difficult to process and cannot be collected.

Category	Way of disposal
Gardening chemicals and pesticides 	Consult with store
Gas cylinder 	Consult with store When in doubt, please contact the Mizayaki LP Gas association: TEL 0982-21-4308
Fire extinguisher 	Please contact the Fire Extinguisher Recycle Center in Tokyo TEL: 03-5829-6773 
Medical waste (e.g. syringe) 	Consult a hospital or pharmacy
Piano 	Consult with store
Car and bike tires, steering wheels with airbags 	Consult with store or gas station
Motor bikes 50cc and more 	Consult with store When in doubt please contact the Japan Automobile Recycling Promotion Center TEL 050-3000-0727 
Small boats and yachts made of FRP 	Consult with store When in doubt please contact the Japan Marine Industry Association in Tokyo TEL 03-5542-1202
Batteries (Sealed and open lead-acid batteries) 	Consult with store
Fossil fuels like gasoline and kerosene (lamp oil) 	Consult with store or gas station

Attention

◎ Garbage from construction work

Please ask the contractor to dispose of any waste from construction work done on tatami mats, cement blocks, fences and other structures.



Bringing Trash in Yourself

You do not need to use designated bags or [oversized trash] stickers.

- [Burnable trash], [non-burnable trash], [oversized trash], and [landfill garbage] taken to the Clean Center incur a handling fee. **For every 50 kg, you will be charged 200 yen. (Trash less than 50 kg will incur a fee of 200 yen).** Recyclable resource do not incur a fee.

Operating hours and handling fees (tax included)

Operating Hours	Monday to Friday	8:45—17:00
	Saturday	8:45—12:00 and 13:00—16:30
	Sunday/Holidays	Closed
Handling Fees	Trash up to 50 kilos – 200 yen. For each additional 50 kilos, add 200 yen (e.g. 40kg =200yen , 70kg = 400yen). Recyclable resources do not incur a fee.	

Things to be aware of

- Even if you use designated burnable, non-burnable, and oversized bags or stickers, you will still be asked to pay the above fee. Please bring your garbage in any off-the-shelf 20 – 45 liter transparent bags.
- Keep in mind that the stations for throwing out [burnable], [non-burnable] and other types of trash are in different locations within the facility. Also, be sure to separate your trash accurately and arrange it so that it can be directly and easily unloaded at Nobeoka Clean Center.
- You may not bring industrial waste to the Clean Center (see p. 15).
- You may not bring tires, fire extinguishers, household electronics (PC, AC) or other things that are difficult to dispose of to the Clean Center. Please refer to page 11 and 13 for more information.
- We cannot take full paint or spray cans. If possible, take off the lid of paint cans, so the contents are visible.
- The option of bringing in trash yourself is a service offered exclusively to the citizens of Nobeoka. Please refrain from bringing in other people's trash or trash from outside the city.

Criteria for branches and trees

Please stick to the standards below as we won't be able to process wood that exceeds our capacities. Also refrain from bringing in wood used for construction work.

Thickness	Length
<5cm	<=1m
5cm-30cm	<=50cm
30cm-50cm	<=20cm



Facility rules

Please drive slowly, follow traffic signals as well as the instruction of our staff.

Please avoid bringing in trash around or during long public holidays or plan plenty of time since the facility gets crowded.

In general, you are responsible for unloading your trash at the facility yourself. In case you need help, please reach out to nearby staff.

〒882-0854

宮崎県延岡市長浜町3丁目1954-3

延岡市清掃工場「夢の杜」

TEL 33-1869

Nobeoka City Clean Center [Yume no Mori]

882-0854, Nagahama-cho 3-1954-3, Nobeoka

City, Miyazaki Prefecture



Tel: 33-1869

Recyclable Home Electronics

These items require a separate recycling process and can therefore not be collected by the city.

Since appliances like air conditioners, televisions, refrigerators, freezers, washing machines, and dryers are required to be recycled by law, they cannot be discarded with normal trash, nor can they be brought directly to the city's facilities.

Eligible items



Commission a store

First, ask whether the store you purchased the item from offers recycling services - some stores offer these services regardless of whether the item was purchased with them or elsewhere. Note that this service usually inclines a recycling fee, as well as a collection and transportation fee. Prices may vary depending on the store.

Dispose of the item yourself

Purchase a [home electronics recycling ticket] at your local post office

Bring the item to a designated drop-off location:

延岡ダイキュー運輸 (株) 〒889-0513, Totoromachi, 6 Chome
-2954-22 (Please confirm as the location may change!)

Schedule a pickup date with the [Nobeoka Clean Center Natural Resource Division] or your [Citizen Services Branch Office] ※

The recycling fee may vary depending on the type, brand and size of the item. Please consult with the store or post office.

You can also check the website of the Home Electronics Recycling Ticket Center.

家電リサイクル券センター
(TEL 0120-319-640)



※ Please keep in mind that this pick up service inclines a service fee.

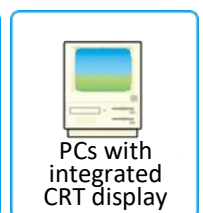
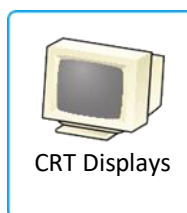
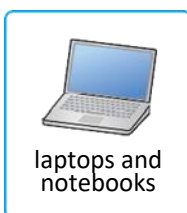

Home Electronics Recycling Ticket Center

Recycling Personal Computers

These items require a separate recycling process and can therefore not be collected by the city.

In accordance with the law on [The Promotion of Effective Utilization of Resources], computer manufacturers are responsible for the collection and recycling of their products.

Eligible items



How to apply

Recycling Information should be provided on the homepage of each computer manufacturer (or the PC 3R Promotion Association—Japanese only).

PC from manufacturer



manufacturers homepage or customer service

Home-built PCs, PCs from bankrupt manufacturers



PC3R Promotion Association
TEL:03-5282-7685



In principle, the collection of items with this mark on them happens free of charge. However, even if this mark is attached, a collection and recycling fee is required if the original manufacturer does not exist due to bankruptcy or other reasons.

※ The original mouse and keyboard can be collected with the PC.

Used Compact Appliances

We collect used compact appliances from collection boxes, free of charge.

Check!



The 16 items below can be placed in the designated collection boxes only if they fit in the box's slot, which is 15 centimeters tall and 30 centimeters wide. You may also dispose of these items as you would normally, in [non-burnable] trash.

◎ Used Compact Appliances

- ① Smartphones, cell phones and pagers
- ② Telephones and fax machines
- ③ Radios
- ④ Digital cameras, video cameras, and film cameras
- ⑤ Imaging equipment
- ⑥ Audio equipment
- ⑦ External memory devices (USBs, SD cards, etc.)
- ⑧ E-book reader
- ⑨ Electronic dictionaries and calculators
- ⑩ Electronic blood pressure gauges and thermometers
- ⑪ Grooming appliances
- ⑫ Flashlights
- ⑬ Electronic watches and clocks
- ⑭ Video game consoles
- ⑮ Car appliances (ETC-card reader etc.)
- ⑯ Items that come with the above, such as chargers

【Collection Boxes】

Collection boxes are placed in city government buildings and large retailers (**list below**).

The slots on collection boxes are **30cm wide and 15cm tall**.



Attention!

You can still dispose of these items as [non-burnable] trash.

- ◎ The collection boxes are installed inside the establishments, so you won't be able to access the collection boxes outside working hours.
- ◎ Only items that fit inside the deposit slot are acceptable as used compact appliances. If the item does not fit, please be sure to bring it home with you.
- ◎ If the item has batteries that can be removed, please remove them and dispose of them in [non-burnable] trash (see p.3). Of course the appliance itself can also be disposed of the same way.
- ◎ Please keep in mind that once you put an item into a collection box, it cannot be removed or returned.
- ◎ Make sure to delete all personal data before placing the item in the collecting box

Collection Box Locations as of December 2022

- | | | |
|--|---|--|
| ● Aeon Tataru Branch | ● Clean Center | ● Home Plaza Nafco Nobeoka Minami Branch |
| ● Aeon Nobeoka Branch | ● Coop Miyazaki Hamamachi Branch | ● MaxValu Okatomi Branch |
| ● Nobeoka City, Igata Branch | ● Nobeoka City, Shimaura Branch | ● Minamikata Higashi Community Center |
| ● A Coop, Hitotsu-ga-oka Branch | ● Social Education Center (Shakaikyokuikusenta) | ● Miyazaki Prefectural Offices, Nobeoka Branch |
| ● Kawanaka Community Center | ● Tsunetomi Minami Community Center | ● Yamada Denki Tech Land Nobeoka Branch |
| ● Nobeoka City, Kitaura Branch | ● Toumi Community Center | |
| ● Nobeoka City, Kitakata Branch | ● Nobeoka Social Welfare Council | |
| ● Nobeoka City, Kitagawa Branch | ● Nobeoka City Hall | |
| ● Kyushu University of Medical Science | ● Healthtopia Nobeoka | |

Business Trash

Business trash cannot be put out with household trash!

What is “business trash”?

Waste produced during business activities at establishments (shops, workshop, factories, etc.), whether commercial or non-commercial is classified as ‘commercial general waste’ and ‘industrial waste’ (there are 20 types defined by law). ‘Business waste’ includes not only waste generated during business activities, but also the waste produced by employees.

How to dispose of “business trash”?

The proper disposal of business related trash is the personal responsibility of the company and its workers. Only ‘business related general trash’ (excluding industrial waste like bricks, chemicals etc.) can be disposed of at the Clean Center.

Please drop off your trash directly at the Clean Center or consult a waste disposal professional, licensed by the city.

A list of licensed professionals can be found on the homepage of Nobeoka City.

Please search for 「事業系廃棄物」 and refer to the list/file called 「一般廃棄物収集運搬許可業者一覧」.

For inquiries regarding industrial waste, please call the Nobeoka Clean Center at 33-1869 (Japanese) or contact the International Exchange Promotion Office (TEL: 0982-22-7006, Mail: kokusai@city.nobeoka.miyazaki.jp).

- ※ **You may not throw business trash out at household trash disposal locations, whether or not it is a recyclable resource.**
- ※ **You must entrust a licensed professional with the disposal of industrial waste, as it cannot be processed at facilities such as the Clean Center.**
Please consult with the Miyazaki Industrial Waste Association (TEL 0985-26-6881).



Garbage Information Service

Nobeoka City provides information concerning garbage collection days for every ward on their official LINE account. It is also possible to receive reminders, so you won't forget to put out the trash before you leave the house :)

You also find the digital version of this guidebook as well as your respective ward's trash calendars on here.



Nobeoka City Official LINE Account



**CLICK
HERE**

This guidebook was translated by the Nobeoka City International Exchange Promotion Office

TEL: (0982) 22—7006

MAIL: kokusai@city.nobeoka.miyazaki.jp

Index (Items and Proper Disposal Methods)

Key of Item Categories

Burn. = Burnable

Non-B = Non-Burnable

Over = Oversized

× = Non-Collectables

P/F = Used Paper and Fabrics

B/C = Bottles and Cans

Plast. = Plastic Wrappers and Containers

P.E.T. = P.E.T. Bottles

L/G = Landfill Garbage

- Typical household items and their appropriate method of disposal are included in this index.
- Contact one of the following departments if you are still uncertain of how to dispose of an item after consulting the index.

Regarding how to separate trash: Recyclable Resource Division

TEL 34-2626 (Japanese)

Regarding bringing trash in yourself: Clean Center

TEL 33-1869 (Japanese)

For consultation in English: International Exchange Promotion Office

Mail:kokusai@city.nobeoka.miyazaki.jp

- Items that use the term [Designated] bag refer to Nobeoka City [Designated] bags.

Item	Category	Method/Things to keep in mind for disposal
Agricultural machinery	×	Consult with the Clean Center (Tel 33-1869).
Air conditioner	×	Consult with store, see p. 13 (recyclable home electronics).
Air freshener container	Non-B.	If made of plastic, dispose of as plastic wrappers and containers .
Air purifier	Non-B.	Items that do not fit in designated bags are oversized .
Aluminum can	B/C	Empty, rinse, and dispose of in a 20-45 liter clear plastic bag.
Aluminum foil	Burn.	Aluminum-leafed plates are also burnable .
Antenna	Non-B.	If it does not fit, wrap in a large designated bag .
Apron	P/F	Less than 50% cotton, cotton-padded or soiled items are burnable .
Artificial flower	Burn.	
Artificial grass	Burn.	
Ash tray	Non-B.	
Automotive parts	×	Consult with the Clean Center (Tel 33-1869).
Baby bath	Over	If still usable, contact "Oyako no mori"(Tel 33-0204).
Baby bottle	Non-B.	Plastic baby bottles are burnable .
Baby carrier	Burn.	Items that do not fit in designated bags are oversized .
Baby walker	Non-B.	Items that do not fit in designated bags are oversized .
Bag	Burn.	Leather and vinyl bags are burnable . Paper bags are used paper and should be tied up crosswise with magazines, etc.
Ball (sports, toy)	Burn.	
Ballpoint pen	Burn.	
Bat (metal)	Non-B.	Wrap in a large designated bag . Wooden bats are burnable .
Bath cover	Burn.	If it does not fit, wrap in a large designated bag .
Bath mat	Burn.	Diatomaceous earth mats are non-burnable (see p.20).
Bath salts plastic container	Plast.	Empty, rinse, and dispose of in a 20-45 liter clear plastic bag.
Bath salts can	B/C	Empty, rinse, and dispose of in a 20-45 liter clear plastic bag.
Battery (car, motorcycle)	×	Consult with dealer.
Battery (small, rechargeable)	Non-B.	Separate according to (see p. 3) and dispose of in a 20-45 liter clear plastic bag.
Battery (dry cell)	Non-B.	"
Battery (standard)	Non-B.	"
Beach umbrella	Non-B.	Wrap in a large designated bag .
Bed (including foldable beds)	Over	

Item	Category	Method/Things to keep in mind for disposal
Bed net	Burn.	Items that do not fit in designated bags are oversized .
Beer bottle	B/C	Consult with store, if possible.
Beer bottle cap	Non-B.	
Beer can	B/C	Empty, rinse, and dispose of in a 20-45 liter clear plastic bag.
Beer case (plastic)	Burn.	Consult with store.
Belt	Burn.	
Bentō box (Tupperware)	Burn.	If made of metal, it is non-burnable .
Bicycle	Over	
Binder	Burn.	
Binder clips	Non-B.	
Birdcage (metal)	Over	Items that fit in designated bags are non-burnable . Wood and plastic cages that fit in designated bags are burnable .
Blanket	P/F	Ripped or dirty items are burnable . Blankets used by pets are burnable .
Blazer	P/F	Ripped or dirty items are burnable .
Blinds (metal)	Non-B.	Wood and plastic blinds are burnable . Roll, tie up and wrap in a large designated bag .
Blinds (bamboo)	Burn.	Roll, tie up and wrap in a large designated bag .
Blood pressure meter	Non-B.	Mercury type blood pressure meters must be disposed of in a separate bag (see p.3) . Electric and electronic type can be disposed of as a compact appliance (see p. 14) .
Blu-ray disc	Burn.	
Blu-ray player	Non-B.	Can be disposed of as a compact appliance (see p. 14) .
Boat parts	×	Consult with the Clean Center (Tel 33-1869).
Book (paperback)	P/F	Tie up crosswise with magazines, etc.
Backpack (incl. schoolbags)	Burn.	
Bookcase	Over	
Bottle (not PET)	B/C	Empty, rinse, and dispose of in a 20-45 liter clear plastic bag.
Bottle (of ramune)	B/C	Empty, rinse, and dispose of in a 20-45 liter clear plastic bag.
Bowl (glass, metal, ceramics)	Non-B.	Plastic bowls are burnable .
Bowling ball	×	Bring to the Clean Center.
Box (for organizing)	Over	If it can be broken down to fit in a designated bag , plastic and wood boxes are burnable .
Box cutter, box cutter blade	Non-B.	Wrap blades in newspaper.
Bra	Burn.	
Brace (leg, arm)	Burn.	
Branch cutters	Non-B.	Wrap blades in newspaper.
Branches	Burn.	Cut to 50cm long, 5cm thick. Tie together and wrap in a large designated bag . If it exceeds this limit, it must be brought to the Clean Center (see p. 12).
Brazier (hibachi)	Over	If it fits in a designated bag , it is non-burnable .
Brick (limit: one bag at a time)	L/G	Use a non-burnable trash bag. Limit down to one bag and do not mix with other non-burnable trash. If it exceeds this limit, consult the Clean Center (Tel 33-1869). Items that have been requested for construction by a contractor cannot be collected or accepted (see p.9).
Broom	Burn.	If it does not fit, wrap in a large designated bag .
Brush (all types)	Burn.	If made of metal, it is non-burnable .

Item	Category	Method/Things to keep in mind for disposal
Bucket (wood, plastic)	Burn.	If made of metal, it is non-burnable . If it does not fit, wrap in a large designated bag .
Bug net/bug cage	Burn.	If made of metal, it is non-burnable .
Business suit	P/F	Ripped or dirty items are burnable .
Butane gas cartridge	Non-B.	Use until no gas is left, then open a hole in it. Do this in an airy space, far away from anything that could start a fire.
Butsudan	Over	Remove the mortuary tablet (Ihai) before disposal.
Cable (electric)	Non-B.	If used for business, it is business trash .
Cable reel	Non-B.	
Cage (pet)	Non-B.	Items that do not fit in designated bags are oversized .
Calculator	Non-B.	Can be disposed of as a compact appliance (see p. 14).
Calendar	P/F	Metal parts are non-burnable .
Camera (including lense)	Non-B.	Can be disposed of as a compact appliance (see p. 14). Remove batteries before disposal.
Camera (disposable)	Non-B.	Separate according to (see p. 3) and dispose of in a 20-45 liter clear plastic bag.
Campfire starters & charcoal	Burn.	Gas cans for camping burners or gas stoves must be dispose of as non-burnable trash . Use until no gas is left, then open a hole in it. Do this in an airy space, far away from anything that could start a fire.
Can (18 liter, itto-kan)	Non-B.	
Can (for food and drinks)	B/C	Empty, rinse, and dispose of in a 20-45 liter clear plastic bag.
Can lids (for food and drinks)	Non-B.	Lids without rubber can be disposed of with Bottles/Cans.
Candle	Burn.	
Car audio system	Non-B.	Can be disposed of as a compact appliance (see p. 14).
Car parts	×	Consult with the Clean Center (Tel 33-1869).
Car seat (for children)	Over	If still usable, contact “Oyako no mori” (Tel 33-0204).
Car wheel (aluminum)	×	Consult with the Clean Center (Tel 33-1869).
Carbon paper	Burn.	
Cardboard	P/F	Tie up crosswise with a string. Items soaked in fats or oils are burnable .
Carpenter tools	Non-B.	Items that do not fit in designated bags are oversized .
Carpet	Over	If possible, cut up and dispose of in a burnable trash bag .
Cart (bicycle-drawn)	Over	
Carton (milk, juice etc.)	P/F	Rinse, open and flatten, then dry. Tie up crosswise with magazines, etc. Exception: Items with aluminum coating inside are burnable .
Cassette tape	Burn.	
Catalog	P/F	
CD	Burn.	Cases, including spindle cases, are also burnable .
CD player	Non-B.	Can be disposed of as a compact appliance (see p. 14). If it does not fit in a designated bag , it is oversized .
Cell phone	Non-B.	Can be disposed of as a compact appliance (see p. 14). Remove batteries and erase personal information before disposal. Can also be disposed of by a retailer.
Cement (powder)	×	Consult with the Clean Center (Tel 33-1869).
Cement blocks (limit: one bag at a time)	×	Use a non-burnable trash bag . Limit down to one bag and do not mix with other non-burnable trash. If it exceeds this limit, consult the Clean Center (Tel 33-1869). Items that have been requested for construction by a contractor cannot be collected or accepted (see p.9).
Ceramics	Non-B.	
Chain	Non-B.	If longer than 1m, bundle with a string or cut into small pieces. Resin chains are burnable .

Item	Category	Method/Things to keep in mind for disposal
Chair (wood, plastic)	Over	If it can be broken down to fit in a designated bag , it is burnable . Metal chairs are non-burnable .
Charcoal	Burn.	Wet before disposal.
Chemical/medicine sprayer	Non-B.	Items that do not fit in designated bags are oversized .
Chlorine based cleaner containers (plastic)	Burn.	All items with the 「まぜるな危険」 (Danger! Don't mix!) label.
Chopsticks (wood, plastic)	Burn.	Metal chopsticks are non-burnable .
Clay (toy, school)	Burn.	
Cleaning liquid container	Plast.	Items with the 「まぜるな危険」 (Danger! Don't mix!) are burnable .
Cleats	Burn.	
Clock (wall clock etc.)	Non-B.	Electric types can be disposed of as a compact appliance (see p. 14). If it does not fit in a designated bag , it is oversized .
Cloth diaper	Burn.	
Cloth, quilting	Burn.	If it is larger than a big handkerchief and contains 50% or more cotton, it is used fabric.
Clothes drying bar	Over	Items less than 2m long can be disposed of as non-burnable trash . Please wrap the item in a large designated bag before disposal.
Clothes drying hanger	Burn.	If it does not fit, wrap in a large designated bag .
Clothes drying rack	Non-B.	Items that do not fit in designated bags are oversized .
Clothes drying rack base	Over	For pedestals only, concrete is landfill garbage (see p.9). Resin bases are burnable .
Clothespin	Burn.	If all parts are metal, it is non-burnable .
Coat	P/F	Ripped or dirty items are burnable .
Coat (sleeveless, padded)	Burn.	
Coffee table	Over	
Cold fan	Over	Items that fit in designated bags are non-burnable
Cold storage	×	Consult with store, see p. 13 (recyclable home electronics).
Comic book	P/F	Tie up crosswise with magazines, etc.
Compact (makeup)	Burn.	If made of metal, it is non-burnable .
Compass	Non-B.	
Computer	×	Consult with manufacturer, see p. 13 (computer recycling).
Condiment bottle/can	B/C	Empty, rinse, and dispose of in a 20-45 liter clear plastic bag.
Cooking fork	Non-B.	Wrap in newspaper.
Cooking oil	Burn.	Let it harden or soak it up with a cloth.
Cooking oil container (plastic)	Plast.	Empty, wash, and dispose of in a 20-45 liter clear plastic bag.
Cooler	Burn.	Items that do not fit in designated bags are oversized .
Copier	Non-B.	Items that do not fit in designated bags are oversized . If used for business, it is business trash .
Corks, corkboard	Burn.	
Corrugated sheet	Over	Items up to 2m can be disposed of as burnable trash (if made of plastic) or non-burnable trash (if made of metal). Please wrap the item in a large designated bag before disposal.
Crayon	Burn.	
Crib, cradle	Over	If still usable, contact "Oyako no mori" at TEL 33-0204.
Cup	Burn.	Plastic and paper cups are burnable . Glass and metal cups are non-burnable .
Cup noodle cup (paper)	Burn.	
Cup noodle cup (プラ label)	Plast.	Empty, wash, and dispose of in a 20-45 liter clear plastic bag.
Cupboard	Over	

Item	Category	Method/Things to keep in mind for disposal
Curtain	Burn.	
Curtain rail	Over	Items up to 2m can be disposed of as non-burnable trash . Please wrap the item in a large designated bag before disposal. If used for business, it is business trash .
Cushion	Burn.	
Cutting board (wood, plastic)	Burn.	
Dehumidifier	Over	If it fits in a designated bag , it is non-burnable .
Deodorant	Burn.	
Desiccant	Burn.	
Desk lamp	Non-B.	
Desk mat	Burn.	
Diaper	Burn.	
Diatomaceous earth mat	Non-B.	Don't mix with other waste. Place in a clear plastic bag and close it. Then put that bag in a designated non-burnable trash bag .
Dictionary, encyclopedia	P/F	Tie up crosswise with magazines, etc.
Digital camera	Non-B.	Can be disposed of as a compact appliance (see p. 14). Remove batteries before disposal.
Dirt/ soil	×	Consult with the Clean Center (Tel 33-1869)
Dish washer/ dish dryer	Over	If it fits in a designated bag , it is non-burnable .
Doghouse (wood and plastic)	Over	If possible, break down before disposal. (Metal is non-burnable , non-metal is burnable .)
Doll, plastic doll case	Burn.	Glass cases are non-burnable . If it does not fit in a designated bag , it is oversized .
Door (paper)	Over	If it can be broken down to fit in a designated bag , it is burnable .
Down jacket	Burn.	Ripped or dirty items are burnable .
Drawing board	Burn.	If it does not fit, wrap in a large burnable trash bag .
Dresser	Over	
Dressing bottle	B/C	Empty, wash, and dispose of in a 20-45 liter clear plastic bag.
Dressing bottle (plastic)	Plast.	Empty, wash, and dispose of in a 20-45 liter clear plastic bag.
Drink cans	B/C	Empty, rinse, and dispose of in a 20-45 liter clear plastic bag.
Dryer (for clothes)	×	Consult with store, see p. 13 (recyclable home electronics).
Dust cloth	Burn.	
DVD	Burn.	DVD cases are also burnable .
DVD player	Non-B.	Can be disposed of as a compact appliance (see p. 14). If it does not fit in a designated bag , it is oversized .
Ear pick	Burn.	Metal and battery-powered types are non-burnable .
Earphones	Non-B.	Can be disposed of as a compact appliance (see p. 14).
Egg carton (plastic)	Plast.	Dispose of in a 20-45 liter clear plastic bag.
Electric bicycle	Over	Remove batteries. Consult with store.
Electric blanket, carpet	Non-B.	Items that do not fit in designated bags are oversized .
Electric cigarettes	Non-B.	Separate according to (see p. 3) and dispose of in a 20-45 liter clear plastic bag.
Electric clippers	Non-B.	Can be disposed of as a compact appliance (see p. 14). Remove batteries before disposal.
Electric foot warmer	Non-B.	
Electric piano	Over	
Electric tooth brush	Non-B.	Can be disposed of as a compact appliance (see p. 14). Remove batteries before disposal.
Electrical cable	Non-B.	If used for business, it is business trash .
Electronic dictionary	Non-B.	Can be disposed of as a compact appliance (see p. 14).

Item	Category	Method/Things to keep in mind for disposal
Encyclopedia	P/F	Tie up crosswise with magazines, etc.
Engine oil can	Non-B.	Empty before disposal.
Entrance mat	Burn.	If made of metal, it is non-burnable .
E-reader	Non-B.	Can be disposed of as a compact appliance (see p. 14).
ETC device	Non-B.	Can be disposed of as a compact appliance (see p. 14). Be sure to remove the ETC card before disposal.
Extension cord	Non-B.	
External hard drive	Non-B.	Can be disposed of as a compact appliance (see p. 14). Erase all data before disposal.
Face mask	Burn.	
Fan	Over	If it fits in a designated bag , it is non-burnable .
Faucet	Non-B.	
Fax machine	Non-B.	Can be disposed of as a compact appliance (see p. 14). If used for business, it is business trash .
File	Burn.	
Film	Burn.	
Fire extinguisher	×	Consult with a specialist, see p.11 (non-collectable trash).
Fireworks	Burn.	Wet before disposal.
Fishing pole/rod	Burn.	If it does not fit, wrap in a large designated bag .
Fishing pole/rod bag	Over	If it fits in a designated bag , it is burnable .
Fishing reel	Non-B.	
Flashlight	Non-B.	Can be disposed of as a compact appliance (see p. 14). Remove batteries before disposal.
Fleece	P/F	Ripped or dirty items are burnable .
Floor grates	Over	If it fits in a designated bag , it is burnable .
Floor pillow	Burn.	Items that do not fit in designated bags are oversized .
Floppy disk	Burn.	Cases are also burnable .
Fluorescent tubes	Non-B.	Items that do not fit in designated bags must be first wrapped in newspaper and then in a large designated bag.
Flyer	P/F	Tie up crosswise with magazines, etc.
Food container (plastic)	Plast.	Empty, wash, and dispose of in a 20-45 liter clear plastic bag.
Food packaging (plastic)	Plast.	Empty, wash, and dispose of in a 20-45 liter clear plastic bag.
Fountain pen	Non-B.	
Food waste	Burn.	Dry before disposal.
Frying pan (including top)	Non-B.	Items that do not fit in designated bags are oversized .
Furoshiki (bentō cloth)	Burn.	If it contains over 50% cotton, it is used fabric .
Futon	Over	If it fits in a designated bag , it is burnable .
Futon dryer (electric device)	Non-B.	Items that do not fit in designated bags are oversized .
Futon storage bag (vinyl)	Burn.	
Garbage can (metal)	Non-B.	Items that do not fit in designated bags are oversized .
Garbage can (plastic)	Burn.	Items that do not fit in designated bags are oversized .
Gardening brace	Non-B.	If it does not fit, wrap in a large designated bag .
Gardening chemicals (solid)	Burn.	Liquids, toxic and deleterious materials cannot be collected or accepted. (Consult with store) .
Gardening shears	Non-B.	Wrap blades in newspaper.
Gasoline canister (plastic)	Burn.	If it does not fit, wrap in a large designated bag .
Gasoline canister (metal etc.)	×	Consult with store, see p.11 (non-collectable trash).
Gas pump (electric)	Non-B.	Remove batteries before disposal.
Gas pump (manual)	Burn.	
Gasoline	×	Consult with gas station, etc.

Item	Category	Method/Things to keep in mind for disposal
Generator	×	Drain fuel and oil. Bring to the Clean Center.
Gi (martial arts)	P/F	Ripped or dirty items are burnable .
Glass	Non-B.	Wrap in newspaper and write "GLASS" clearly on the outside.
Glasses	Non-B.	If made of plastic, it is burnable .
Gloves	Burn.	
Glue bottle	Burn.	
Goggles (plastic)	Burn.	Glass goggles are non-burnable .
Golf bag	Over	Golf balls are burnable .
Golf club	Non-B.	Wrap in a large designated bag .
GPS navigation system (car)	Non-B.	Can be disposed of as a compact appliance (see p. 14).
Gravel	×	If you can not dispose of it in your garden, etc., consult with the Clean Center (Tel 33-1869).
Grill	Over	If it fits in a designated bag , it is non-burnable .
Grill rack	Non-B.	
Guitars and the like	Over	If it fits in a designated bag , it is non-burnable .
Gutter	Over	Items up to 2m can be disposed of as non-burnable trash. Please wrap the item in a large designated bag before disposal. If used for business, it is business trash .
Hair dryer	Non-B.	Can be disposed of as a compact appliance (see p. 14).
Hair iron	Non-B.	Can be disposed of as a compact appliance (see p. 14).
Hair pin	Non-B.	
Hairbrush	Burn.	If made of metal, it is non-burnable .
Halogen heater	Over	If it fits in a designated bag , it is non-burnable .
Hammer (metal)	Non-B.	Wooden hammers are burnable .
Hand warmer (kairo)	Burn.	If made of metal, it is non-burnable .
Handkerchief/bandana	Burn.	If it contains over 50% cotton, it is used fabric .
Hanger	Non-B.	If made of plastic, it is burnable .
Hanten (Japanese vest)	Burn.	
Hard disk recorder	Non-B.	Can be disposed of as a compact appliance (see p. 14).
Hat	Burn.	
Headphones	Non-B.	Can be disposed of as a compact appliance (see p. 14).
Hearing aids	Non-B.	Can be disposed of as a compact appliance (see p. 14).
Heated floor mat	Non-B.	Items that do not fit in designated bags are oversized.
Heater (kerosene, etc.)	Over	If it fits in a designated bag , it is non-burnable . Remove batteries and fuel.
Heating pads (kairo)	Burn.	If made of metal, it is non-burnable .
Helmet	Burn.	If used for business, it is business trash .
Hibachi (Japanese brazier)	Over	If it fits in a designated bag , it is non-burnable .
High boots	Burn.	
High chair	Non-B.	Items that do not fit in designated bags are oversized . If still usable, contact "Oyako no mori" at TEL 33-0204.
Hoe	Non-B.	If it does not fit, wrap in a large designated bag .
Hose (vinyl, rubber)	Burn.	
Hose reel	Burn.	If made of metal, it is non-burnable .
Hot plate	Non-B.	Items that do not fit in designated bags are oversized .
Hot water container (plastic)	Burn.	If made of metal, it is non-burnable .
Humidifier	Non-B.	Items that do not fit in designated bags are oversized .
Hygiene products	Burn.	

Item	Category	Method/Things to keep in mind for disposal
IC-recorder	Non-B.	Can be disposed of as a compact appliance (see p. 14).
Ice pack	Burn.	
Ice pick	Non-B.	Be sure to wrap the sharp point in newspaper.
Ice skates	Non-B.	
Ink cartridges	Burn.	If possible consult with store for printer cartridges.
Ink ribbon (typewriter)	Burn.	
Ink stone	Non-B.	If made of plastic, it is burnable .
Insect repellent	Burn.	
Insecticide container	Burn.	Glass containers are non-burnable .
Insecticide spray can	Non-B.	Use until no gas left, then open a hole in it. (Keep in a well-ventilated place, away from fire.)
Instant food packages	Plast.	Empty, wash, and dispose of in a 20-45 liter clear plastic bag.
Iron, Ironing stand	Non-B.	Items that do not fit in designated bags are oversized .
Jacket	P/F	Ripped or dirty items are burnable .
Jam glass	B/C	Empty, wash, and dispose of in a 20-45 liter clear plastic bag.
Japanese clothes	Burn.	Kimono, Happi, Jinbei etc.
Jeans, denim items	P/F	Ripped or dirty items are burnable .
Jersey	P/F	Ripped or dirty items are burnable .
Juice bottle/ juice can	B/C	Empty, rinse, and dispose of in a 20-45 liter clear plastic bag.
Juice cap (metal)	Non-B.	If made of plastic, it is plastic wrappers and containers .
Jumper	P/F	Ripped or dirty items are burnable .
Karaoke set	Over	If used for business, it is business trash .
Kerosene	×	Consult with the Clean Center (Tel 33-1869)
Kettle (steel)	Non-B.	
Keyboard (computer)	Non-B.	If purchased as a set, recycle with the computer (see p.13).
Keyboard (instrument)	Over	If it fits in a designated bag , it is non-burnable .
Keyboard harmonica	Burn.	
Kimono	Burn.	
Kitchen scale (small/medium)	Non-B.	Items that do not fit in designated bags are oversized .
Knives	Non-B.	Wrap in newspaper before disposal.
Knife sharpener	Non-B.	
Kotatsu	Over	
Kotatsu futon	Over	If it fits in a designated bag , it is burnable .
Ladder	Over	If used for business, it is business trash .
Lamp, Lantern	Non-B.	Wrap in newspaper. If there are batteries, remove them.
Lawn mower	Over	Wrap blades in newspaper. Empty fuel tank. If used for business, it is business trash .
Leather products	Burn.	
Leftovers (food)	Burn.	Dry before disposal.
Leggings	Burn.	
Letter paper	P/F	Tie up crosswise with magazines, etc.
Lids (metal) (bottle and jar)	Non-B.	Lids without rubber can be disposed of with bottles/cans .
Lids (plastic) (bottle and jar)	Plast.	Lids that are hard to remove can be disposed of with bottles/cans .
Light bulb	Non-B.	Wrap in newspaper.
Light fixture	Non-B.	Items that do not fit in designated bags are oversized .
Lighter	Non-B.	Separate according to (see p. 3) and dispose of in a 20-45 liter clear plastic bag.

Item	Category	Method/Things to keep in mind for disposal
Lipstick/lip balm	Burn.	If made of metal, it is non-burnable .
Lithium ion battery	Non-B.	Separate according to (see p. 3) and dispose of in a 20-45 liter clear plastic bag.
Litter (dog, cat)	Burn.	
Lunch box	Burn.	If made of metal, it is non-burnable .
Lunch jar (thermos for lunch)	Non-B.	
Magazine	P/F	Tie up crosswise with a string .
Magnet	Non-B.	
Magnifying glass	Non-B.	If made of plastic, it is burnable .
Mah-jongg pieces	Burn.	
Makeup bottle	Non-B.	
Makeup case (plastic)	Plast.	Empty, wash, and dispose of in a 20-45 liter clear plastic bag.
Manga book	P/F	Tie up crosswise with magazines, etc.
Marbles	Non-B.	
Massage machines	Over	If it fits in a designated bag , it is non-burnable .
Mat (goza, mushiro etc.)	Burn.	Roll, tie and wrap in a large designated bag . Items larger than 2m, are oversized .
Match, match box	Burn.	Wet before disposal.
Mattress	Over	
MD (mini disk)	Burn.	Cases are also burnable .
MD player	Non-B.	Can be disposed of as a compact appliance (see p. 14). If it does not fit in a designated bag , it is oversized .
Mechanical pencil	Burn.	If made of metal, it is non-burnable .
Medical waste	×	Consult the hospital/pharmacy that issued the prescription.
Medicine bottle	B/C	Empty, rinse, and dispose of in a 20-45 liter clear plastic bag.
Medicine patch, Band-Aid	Burn.	Protective films are also burnable .
Metal bat	Non-B.	Wrap in a large designated bag . Wooden bats are burnable .
Microphone	Non-B.	
Microwave	Non-B.	See p. 3.
Microwave rack	Over	
Milk can	B/C	Empty, rinse, and dispose of in a 20-45 liter clear plastic bag.
Mirror	Non-B.	Wrap in newspaper.
Mirror stand (dresser)	Over	
Mixer	Non-B.	Items that do not fit in designated bags are oversized .
Mizuya	Over	Cupboard for tea ceremony.
Mobile battery	Non-B.	Separate according to (see p. 3) and dispose of in a 20-45 liter clear plastic bag.
Mochi making machine	Over	If it fits in a designated bag , it is non-burnable .
Monitor (LCD, computer)	×	Consult manufacturer, see p. 13 (recycling personal computers).
Mop	Non-B.	If it does not fit, wrap in a large designated bag .
Mortar (for making mochi)	×	Bring to the Clean Center.
Mortar box	Burn.	Only boxes for non commercial use.
Mosquito screen	Over	If possible, break down before disposal. (Frames are non-burnable , screens are burnable).
Motorcycle (50cc's or less)	Over	Remove fuel and batteries. If possible have a store collect it.
Motorcycle (50cc's or more)	×	Consult with store, see p.11 (non-collectable trash).
Motorcycle parts	×	Consult with the Clean Center (Tel 33-1869).
Mouse (computer)	Non-B.	If bought with a computer, see p.13 (recycling personal computers).
MP3 player	Non-B.	Can be disposed of as a compact appliance . Remove batteries before disposal (p. 14).
Mug (metal, ceramic)	Non-B.	If made of plastic, it is burnable .

Item	Category	Method/Things to keep in mind for disposal
Music box	Non-B.	
Nail (tool)	Non-B.	Wrap in newspaper.
Nail clippers	Non-B.	
Nail polish bottle	Non-B.	Use up and empty the contents.
Necktie	Burn.	
Needle	Non-B.	Wrap in newspaper.
Net	Burn.	If metal, it is non-burnable .
Newspaper	P/F	Tie up crosswise with a string before disposal.
Obi (clothing)	Burn.	
Oil	Burn.	For large quantities, solidify or put in an absorption container. Small quantities can be soaked up with a cloth or paper. After removing the contents, throw out the empty cans as non-burnable trash .
Oil bottles/cans	B/C	Empty, wash, and dispose of in a 20-45 liter clear plastic bag.
Oil heater	Non-B.	Items that do not fit in designated bags are oversized .
Oil screen	Non-B.	
Organ (instrument)	Over	
Oven	Over	If it fits in a designated bag , it is non-burnable .
P.E.T. bottle	P.E.T.	Remove cap + label, rinse, and dispose of in a 20-45 liter clear plastic bag.
P.E.T. bottle cap and label	Plast.	Dispose of in a 20-45 liter clear plastic bag.
Packing materials (styrofoam)	Plast.	Styrofoam pellets and air sealed styrofoam packing is burnable .
Paint	Burn.	For large quantities, solidify or put in an absorption container. Small quantities can be soaked up with a cloth or paper. After removing the contents, throw out the empty cans as non-burnable trash .
Paint (craft) tube	Burn.	
Paint can (excluding business use)	Non-B.	Empty the cans before disposal. Lids must be removed so that the contents are visible as empty.
Paint thinner	×	Consult with store.
Pajamas (nemaki included)	P/F	Ripped or dirty items are burnable .
Pamphlet	P/F	Tie up crosswise with magazines, etc.
Pants	P/F	Ripped or dirty items are burnable .
Paper	P/F	Tie up crosswise with magazines, etc.
Paper (calligraphy)	Burn.	Unused sheets with no ink on them can be recycled as normal paper.
Paper box/bag	P/F	Tie up crosswise with magazines, etc.
Paper door	Over	If possible, break down and dispose of in a burnable trash bag .
Paper lantern	Non-B.	
Paperwork	P/F	Tie up crosswise with magazines, etc.
Pen	Burn.	If made of metal, it is non-burnable .
Pen case	Burn.	If made of metal, it is non-burnable .
Pencil lead container	Plast.	Empty contents and dispose of in a 20-45 liter clear plastic bag.
Pesticide	×	Consult with store.
Pesticide container (empty)	Non-B.	If made of plastic, it is burnable .
Pet clothes	Burn.	
Pet food can	B/C	Empty, wash, and dispose of in a 20-45 liter clear plastic bag.
Phone book	P/F	
Photograph	Burn.	
Piano	×	Consult with store.
Picnic blanket	Burn.	
Picnic table/chair	Over	
Picture album	Burn.	
Picture book	P/F	Tie up crosswise with magazines, etc.
Picture frame	Non-B.	Items that do not fit in designated bags are oversized .
Pillow	Burn.	

Item	Category	Method/Things to keep in mind for disposal
Pipe (chloroethylene)	Over	Items up to 2m can be disposed of as burnable trash . Please wrap the item in a large designated bag before disposal. If used for business, it is business trash .
Pipe (metal)	Over	Items up to 2m can be disposed of as non-burnable trash. Please wrap the item in a large designated bag before disposal. If used for business, it is business trash .
Planter	Burn.	If it does not fit, wrap in a large designated bag . Ceramic types are non-burnable .
Plants	Burn.	
Plasterboard (limit one bag one time)	L/G	Limit down to one bag and do not mix with other non-burnable trash. If it exceeds this limit, consult the Clean Center (Tel 33-1869). Items that have been requested for construction by a contractor cannot be collected or accepted (see p.9).
Plastic bag	Burn.	Dispose of as plastic wrappers and containers if it has a プラ sign.
Plastic bags of frozen foods	Plast.	Empty, rinse, and dispose of in a 20-45 liter clear plastic bag.
Plastic buckets & canisters	Burn.	If it does not fit, wrap in a large designated bag .
Plastic containers (jelly etc.)	Plast.	Empty, wash, and dispose of in a 20-45 liter clear plastic bag.
Plastic dividers for bento box	Burn.	
Plastic food packaging	Plast.	Empty, wash, and dispose of in a 20-45 liter clear plastic bag.
Plastic model	Burn.	
Plastic spray bottle	Plast.	Dispose of in a 20-45 liter clear plastic bag.
Plastic tray (for food)	Plast.	Empty, wash, and dispose of in a 20-45 liter clear plastic bag.
Plastic wrap (from products)	Plast.	Empty, rinse, and dispose of in a 20-45 liter clear plastic bag.
Plastic wrap (household use)	Burn.	The paper roll at the center is also burnable .
Plate (paper, plastic)	Burn.	Glass, ceramic, and metal plates are non-burnable .
Playscape parts	Over	If it fits in a designated bag , metal parts are non-burnable , wood and plastic parts are burnable .
Portable latrine	Over	Remove waste, rinse, and clean thoroughly before disposal.
Postcard	P/F	Tie up crosswise with magazines, etc.
Pot (metal, earthenware)	Non-B.	Items that do not fit in designated bags are oversized .
Powdered milk can	B/C	Empty, wash, and dispose of in a 20-45 liter clear plastic bag.
Printer	Non-B.	Items that do not fit in designated bags are oversized . If used for business, it is business trash .
Projector	Non-B.	Items that do not fit in designated bags are oversized .
Protective footwear	Burn.	
Pruned branches	Burn.	Cut down into 50cm long, 5cm thick sticks. Tie them up and wrap them in a large designated bag . If this limit is exceeded, the branches must be brought to the Clean Center (see p. 12).
Pudding cup (plastic)	Plast.	Empty, wash, and dispose of in a 20-45 liter clear plastic bag.
Pump (inflator)	Non-B.	If it does not fit, wrap in a large designated bag .
Push cart	Over	
Pushpin	Non-B.	Wrap in newspaper.
Racket	Burn.	If it does not fit, wrap in a large designated bag . If made of metal, it is non-burnable .
Radio	Non-B.	Can be disposed of as a compact appliance (see p. 14).
Radio/stereo	Non-B.	Items that do not fit in designated bags are oversized .
Razor (and blades)	Non-B.	Wrap in newspaper.
Record (vinyl)	Burn.	
Record player	Non-B.	Items that do not fit in designated bags are oversized .
Recorder (instrument)	Burn.	

Item	Category	Method/Things to keep in mind for disposal
Reed screen	Over	Items less than 2m high can be disposed of as non-burnable trash . Please wrap the item in a large designated bag before disposal.
Refrigerator/freezer	×	Consult with store, see p. 13 (recyclable home electronics).
Remnants of house fire	×	Consult with the Clean Center (Tel 33-1869).
Remote controller	Non-B.	Remove batteries before disposal.
Retort pouch	Plast.	Empty, rinse, and dispose of in a 20-45 liter clear plastic bag.
Rice bag (vinyl)	Plast.	Paper bags are burnable .
Rice bin	Over	
Rice cooker	Non-B.	Items that do not fit in designated bags are oversized .
Roller skates	Non-B.	
Rope	Burn.	
Rubber products	Burn.	Items like rubber band, hoses and balls.
Rug	Over	If possible cut up and put in burnable bag .
Runoff dirt (from street/urban runoffs)	×	If it is from a municipal road, consult the Nobeoka City Office. If it is a prefectural or national road, consult with the Miyazaki Prefectural Office. If it is from Route 10, please consult with the Nobeoka National Road Maintenance Office.
Safe (large)	×	Bring to the Clean Center. (Only if you can verify that the inside is empty.)
Safe (small)	Non-B.	Only if you can verify that it is empty .
Safety boots	Burn.	
Sake and shōchū bottle/can	B/C	Empty, rinse, and dispose of in a 20-45 liter clear plastic bag.
Sake and shōchū cap	Non-B.	If made of plastic, it is plastic wrappers and containers .
Sake and shōchū carton	Burn.	
Sake and shōchū bottle (isshō-bin)	B/C	Please return to the store from which you bought it, if possible.
Sand	×	If it is not possible to dispose of them in your garden, etc., please consult with the Clean Center (Tel 33-1869).
Saw	Non-B.	Wrap blades in newspaper.
Scale (weight/body fat)	Non-B.	
Scanner	Non-B.	If used for business, it is business trash .
Scarf/muffler	Burn.	
Scissors	Non-B.	Wrap blades in newspaper.
Screw	Non-B.	
Screwdriver	Non-B.	
SD/micro SD	Non-B.	Can be disposed of as a compact appliance (see p. 13). Erase all data before disposal.
Sewing machine	Non-B.	Items that do not fit in designated bags are oversized .
Shampoo/conditioner bottle	Plast.	Empty, rinse, and dispose of in a 20-45 liter clear plastic bag.
Shaving blade	Non-B.	Wrap blades in newspaper.
Shears	Non-B.	Wrap blades in newspaper.
Shears (gardening)	Non-B.	Wrap blades in newspaper.
Shed (self assembly type)	Over	The total length of the three sides cannot exceed 4m. If it does, consult with the Clean Center (Tel 33-1869).
Sheets	P/F	Less than 50% cotton, cotton-padded or dirty items are burnable .
Shelf	Over	
Shells (shrimp, crab, etc.)	Burn.	

Item	Category	Method/Things to keep in mind for disposal
Shirt	P/F	Ripped or dirty items are burnable .
Shoes	Burn.	
Shovel	Non-B.	If it does not fit, wrap in a large designated bag .
Sickle	Non-B.	Wrap blades in newspaper.
Sink	×	Consult with the Clean Center (Tel 33-1869)
Skateboard	Over	If it fits in a designated bag , it is non-burnable .
Skewer (bamboo)	Burn.	Wrap in newspaper. Metal skewers are non-burnable .
Ski clothes	P/F	Ripped or dirty items are burnable .
Ski shoes	Non-B.	
Skirt	P/F	Ripped or dirty items are burnable .
Skis	Non-B.	Wrap in a large designated bag .
Sleeping bag	Burn.	
Slip	Burn.	
Smartphones	Non-B.	Can be disposed of as a compact appliance (see p. 14). Remove the battery and erase personal information or commission a shop.
Smoke marker	Burn.	Only if used.
Snack packaging (with プラ label)	Plast.	Remove contents, rinse, and dispose of in a 20-45 liter clear plastic bag.
Snack box (paper)	P/F	Packaging of omiyage and the like. Tie up crosswise with magazines, etc.
Snack box (aluminum)	B/C	Packaging of omiyage and the like. Remove contents, wash, and dispose of in a 20-45 liter clear plastic bag.
Snow chain (tire)	Non-B.	
Snow suit	P/F	Ripped or dirty items are burnable .
Snowboard	Non-B.	Wrap in a large designated bag .
Soap	Burn.	
Socks	Burn.	
Sofa, sofa bed	Over	
Soft drink bottles/ cans	B/C	Empty, rinse, and dispose of in a 20-45 liter clear plastic bag.
Speakers (1 pair)	Over	If they fit in a designated bag , they are non-burnable .
Sponge	Burn.	
Spoon	Non-B.	If made of wood or plastic, it is burnable .
Spray bottle	Burn.	
Spray can	Non-B.	Use until no gas is left, then open a hole in it. Do this in an airy space, far away from anything that could start a fire.
Stapler (staples included)	Non-B.	
Step ladder	Over	
Stereo	Over	If it fits in a designated bag , it is non-burnable .
Stockings	Burn.	
Storage box (plastic • 1 case)	Burn.	Wrap in a large burnable trash bag, if it can not fit in a designated trash bag .
Storage box (metal • 1 case)	Over	If it fits in a designated bag , it is non-burnable .
Storage box (more than 2 cases)	Over	
Storm window	Over	If possible, break down before disposal. (Metal is non-burnable , non-metal is burnable .)
Stove (gas, electric, oil)	Over	Remove batteries. If it fits in a designated bag , it is non-burnable .

Item	Category	Method/Things to keep in mind for disposal
Stove (portable, charcoal)	Non-B.	
Stove top (gas)	Over	Remove batteries. If it fits in a designated bag , it is non-burnable .
Strainer (bamboo, plastic)	Burn.	If made of metal, it is non-burnable .
Straw	Burn.	
Stroller	Over	If still usable, contact “Oyako no mori” at TEL 33-0204.
Stuffed animal	Burn.	Items that do not fit in designated bags are oversized .
Styrofoam (packing materials)	Plast.	Styrofoam pellets and air sealed styrofoam packing is burnable .
Suit	P/F	Ripped or dirty items are burnable .
Suitcase	Over	If it fits in a designated bag , it is non-burnable .
Sun bathing chair	Over	
Sunglasses	Non-B.	If made of plastic, it is burnable .
Surf board	Over	
Sweat pants/shirt	P/F	Ripped or dirty items are burnable .
Swimsuit	Burn.	
Syringe (and needles)	×	Consult the hospital/pharmacy that issued the prescription.
Tabi socks (Tabi)	Burn.	
Table/desk	Over	
Tablet	Non-B.	Can be disposed of as a compact appliance (see p. 14). Remove the battery and erase personal information or commission a shop.
Table cloth	Burn.	If it contains over 50% cotton, it is used fabric .
Take out bentō box	Plast.	Empty, wash, and dispose of in a 20-45 liter clear plastic bag.
Tape (cellophane, packaging)	Burn.	
Tarp	Burn.	Wrap poles in large non-burnable bag.
Tatami mat (straw mat)	Over	Put one oversized sticker on each mat.
Taxidermy (animal)	Non-B.	Items that do not fit in designated bags are oversized .
Tea bowl	Non-B.	If made of wood or plastic, it is burnable .
Tea cupboard	Over	
Teapot (electric)	Non-B.	Items that do not fit in designated bags are oversized .
Telephone	Non-B.	Can be disposed of as a compact appliance (see p. 14). Be sure to remove batteries from portable types.
Telescope	Non-B.	Items that do not fit in designated bags are oversized .
Television, TV (LCD, plasma)	×	Consult with store, see p. 13 (Recyclable Home Electronics).
Tent	Burn.	Poles must be wrapped in large non-burnable bag. If used for business, it is business trash .
Textbooks, reference books	P/F	Tie up crosswise with magazines, etc.
Thermal paper	Burn.	
Thermometer	Non-B.	Dispose of mercury thermometers in a separate clear plastic bag (see p.3).
Thermometer (battery)	Non-B.	Can be disposed of as a compact appliance (see p. 14).
Thermos	Non-B.	
Tights	Burn.	
Tile (roof Tile) (limit: one bag at a time)	L/G	Use a non-burnable trash bag. Limit down to one bag and do not mix with other non-burnable trash. If it exceeds this limit, consult the Clean Center (Tel 33-1869). Items that have been requested for construction by a contractor cannot be collected or accepted (see p.9).
Tin plate	Over	Items up to 2m can be disposed of as non-burnable trash . Please wrap the item in a large designated bag before disposal. If used for business, it is business trash .
Tire (bicycle and unicycle)	Burn.	Only if you are throwing out a small number of them.
Tire (car)	×	Consult with the Clean Center (Tel 33-1869). Bicycle tires are burnable .

Item	Category	Method/Things to keep in mind for disposal
Tissue	Burn.	
Tissue box	P/F	Please remove the plastic film before disposal. Tie up crosswise with magazines.
Tofu plastic packaging	Plast.	Empty, rinse, and dispose of in a 20-45 liter clear plastic bag.
Toilet cleaner container	Plast.	If it has a「まぜるな危険」(DANGER! Don't mix!) label, it is burnable .
Toilet paper roll	P/F	Cut open, flatten, and tie up crosswise with magazines, etc.
Toilet seat	Burn.	If it has a warm water washing function, it is non-burnable .
Toilet seat cover	Burn.	
Tongs	Non-B.	
Toothbrush	Burn.	
Towel (used on pets)	Burn.	
Towel, towelket (not used on pets)	P/F	Less than 50% cotton, cotton-padded or soiled items are burnable .
Toy blocks	Burn.	
Toys (wood and plastic)	Burn.	If made of metal, it is non-burnable .
Trash can (plastic)	Over	Items that fit in designated bags are burnable . Metal trash cans are non-burnable.
Treadmill	Over	
Tricycle	Over	
Trolley cart	Over	If it fits in a designated bag , it is non-burnable .
Trophies	Non-B.	If made of plastic, it is burnable . Items that do not fit in designated bags are oversized .
Trouser press	Over	
Trunk (suitcase)	Over	If it fits in a designated bag , it is non-burnable .
T-shirt	P/F	Ripped or dirty items are burnable .
Tub (jp. tarai)	Over	Items that fit in designated bags are either non-burnable (metal) or burnable (plastic etc.) .
Tube (fluorescent)	Non-B.	Wrap items that do not fit in designated bags first in newspaper and then in a large designated bag .
Tube (with the プラ label)	Plast.	Cut in half, wash, and dispose of in a 20-45 liter clear plastic bag.
Tupperware	Burn.	
TV/bureau stand	Over	
Umbrella	Non-B.	If it does not fit, wrap in a large designated bag .
Umbrella stand (ceramic, metal)	Over	If it fits in a designated bag , it is non-burnable . Wood and plastic stands are burnable .
Underwear, underclothes	Burn.	Undershirts that contain 50% or more cotton are used fabric .
Unicycle (wheelbarrow)	Over	
Uniform (student)	P/F	Ripped or dirty items are burnable .
USB flash drive	Non-B.	Can be disposed of as a compact appliance (see p. 14). Erase all data before disposal.
Utensils	Non-B.	If made of wood or plastic, it is burnable .
Vacuum cleaner	Over	If it fits in a designated bag , it is non-burnable .
Vanity sink	×	Consult with the Clean Center (Tel 33-1869).
Vase	Non-B.	
VCR	Non-B.	Can be disposed of as a compact appliance (see p. 14).
Ventilator fan filter	Burn.	
Video camera	Non-B.	Can be disposed of as a compact appliance (see p. 14).
Video game cartridge	Non-B.	Can be disposed of as a compact appliance (see p. 14).
Video tape	Burn.	

Item	Category	Method/Things to keep in mind for disposal
Vinyl string	Burn.	
Wagon (Japanese rear car)	Over	If it fits in a designated bag , it is non-burnable .
Waistcoat	P/F	Ripped or dirty items are burnable .
Walker	Over	
Wallet	Burn.	
Warm air heater	Non-B.	Items that do not fit in designated bags are oversized .
Warm storage	×	Consult with store, see p. 13 (recyclable home electronics).
Washing machine	×	Consult with store, see p. 13 (recyclable home electronics).
Water bottle	Non-B.	If made of plastic, it is burnable .
Water purifier	Non-B.	
Water jug (keeper)	Non-B.	If made of plastic, it is burnable .
Water tank (glass)	Over	Items that fit in designated bags are non-burnable .
Wax can	Non-B.	Empty contents before disposal.
Weed whacker	Over	Extract fuel before disposal.
Weight stone (resin only) (limit: one bag at a time)	L/G	Use a non-burnable trash bag. Limit down to one bag and do not mix with other non-burnable trash. If it exceeds this limit, consult the Clean Center (Tel 33-1869). Items that have been requested for construction by a contractor cannot be collected or accepted (see p.9).
Welcome mat	Burn.	
Wheel	×	Consult with the Clean Center (Tel 33-1869).
Wheelchair	Over	If it is an electric wheelchair, the battery must be removed. If possible, consult the dealer directly.
Whiskey bottle	B/C	Empty, rinse, and dispose of in a 20-45 liter clear plastic bag.
White board	Non-B.	Items that do not fit in designated bags are oversized . If used for business, it is business trash .
Wicker furniture	Over	If it fits in a designated bag , it is burnable .
Wig	Burn.	
Windbreaker	P/F	Ripped or dirty items are burnable .
Window air conditioner	×	Consult with store, see p. 13 (recyclable home electronics).
Window fan	Over	
Window frame (aluminum)	Over	If possible, break down and dispose of in a non-burnable bag .
Wine cellar	×	Consult with store, see p. 13 (recyclable home electronics).
Winter jacket/snow suit	P/F	Ripped or dirty items are burnable .
Wire	Non-B.	This includes aluminum wires used for gardening.
Wood chips (sawdust)	Burn.	Dispose of items (up to 5cm thick & 2m long) in a large burnable bag .
Wood debris	Over	Items thicker than the above (up to 20cm thick, 2m long) can be disposed of as burnable trash if it can fit in a large designated bag . If it exceeds this limit, please bring it to the Clean Center (see p.12).
Word processor	Non-B.	
Work gloves (cotton)	Burn.	
Workout equipment	Over	If it fits in a designated bag , it is non-burnable .
Wrapping paper	P/F	Tie up crosswise with magazines, etc.
Wristwatch	Non-B.	Electric wristwatches can be disposed of as a compact appliance (see p. 14).
Yogurt cup (paper)	Burn.	
Yogurt cup (with プラ label)	Plast.	Empty, wash, and dispose of in a 20-45 liter clear plastic bag.
Yukata	Burn.	

Follow
our SNS!

Nobeoka International

– 延岡市国際交流推進室



- ◆ Information for foreign residents
- ◆ Events and announcements
- ◆ International Exchange Newsletter
- ◆ Event pictures and more!

Nobeoka City's International Exchange Promotion Office has an official Facebook and Instagram account that will keep you updated about international and local events in Nobeoka.

We also share information aimed at international residents, pictures of events, our International Exchange Newsletter and more!

All of our posts are written in easy Japanese and English.

Find us on 



NOBEOKA INTERNATIONAL

Nobeoka City's Ten Guidelines for Reducing Waste

- ① Do your best not to buy disposable goods.
- ② Decline unnecessary offers to wrap items.
- ③ Bring your own re-usable bag when you go shopping.
- ④ Buy refillable items and refill packages.
- ⑤ Don't buy or make too much food. Eat all that you make.
- ⑥ Give away items you will no longer use or sell them at flea markets etc.
- ⑦ Use things until you can't anymore.
- ⑧ Buy recycled/recyclable items.
- ⑨ Repair appliances and continue using them.
- ⑩ Separate trash diligently and help the city to gather renewable resources.



- ※ In order to reduce potential damage caused by flying objects, we request that you wait for the weather to improve before putting out your garbage for collection when there is a typhoon coming, or when there are strong winds for any reason.
- ※ Most garbage collection points are managed by the neighborhood's residents' association. We request that you register with your neighborhood's residents' association and cooperate with efforts to collect garbage safely and efficiently.

Designed and printed by: The Resource Management Division of Nobeoka City's Resident Affairs Department (Japanese Version)
Translation: Nobeoka City, International Exchange Promotion Office

Northern Miyazaki Medical Emergency Services



Please contact us in case of emergency like an unexpected injury or a child running a fever in the middle of the night. A nurse or a doctor will consult with you over the phone.

Weekdays (Mon-Sat)

5PM - 8AM

Sundays/Holidays

24 h



0120-865-554

FREE