

As of April 2020

The Nobeoka City Trash Disposal Guidebook

Please put garbage
out by **8:30 A.M.** at
your designated
disposal location.

Nobeoka City requires
a **Trash Disposal Fee**.
Thank you for your
understanding and
cooperation.

Contents

	Page
About Household Garbage	1
Burnable Garbage	2
Non-Burnable Garbage	3
Used Paper	4
Used Fabric	5
Bottles and Cans	6
P.E.T. Bottles	7
Plastic Wrappers and Containers	8
Oversized Garbage	9
Landfill Garbage	9
Deceased Small Pets	10
Special Trash Pickup	10
Non-Collectable Trash	11
Recyclable Home Electronics	11
Recycling Personal Computers	11
Bringing Trash in Yourself	12
Business Garbage	12
Compact Appliances	13
Index of Disposal Methods	14



The Nobeoka City Clean Center

For consultation in English, please contact:

Nobeoka City International Exchange Promotion Office

TEL: (0982) 22—7006

MAIL: kokusai@city.nobeoka.miyazaki.jp

(See p.31)

About Household Garbage

- Please dispose of your burnable trash and non-burnable trash, excluding batteries and lighters, in the respective **trash bags designated by Nobeoka City**. **Trash that has been disposed of in non-approved bags will not be collected.**
- Please dispose of all trash considered to be a renewable resource in **20 to 45 liter clear garbage bags**. There is no specific requirement for these bags other than their size and opacity, so they can be purchased freely from most stores. Also, tie all used paper and cardboard together with a string prior to disposing.
- Trash that cannot be disposed of in 40 liter bags is considered to be oversized trash. Use an oversized trash sticker, which can be purchased from any shop designated by the Nobeoka City to sell designated trash bags. Prior to disposal, **affix the sticker to the trash and dispose of it on the appropriate non-burnable trash collection day** in your neighborhood's designated trash site.
- Burnable, non-burnable, oversized, and landfill trash taken to the Waste Disposal Center will incur a handling charge. **For every 50 kg, you will be charged 200 yen. (Trash less than 50 kg will incur a fee of 200 yen).** However, trash considered to be a **renewable resource will incur no fee.**

Attention! You will still be charged a handling fee even if you use designated bags when you bring trash directly to the Waste Disposal Center.

Designated Bags



Burnable bags.
※Note that the size,




Non-burnable bags.

Size	Price per bag	Total Price (tax included)
Large (40 liter)	¥ 32 / bag	¥ 320 / 10 bags
Medium (20 liter)	¥ 16 / bag	¥ 160 / 10 bags
Small (10 liter)	¥ 8 / bag	¥ 80 / 10 bags

Designated bags are only sold in sets of 10. volume, and price are the same for both burnable

Oversized Trash Sticker



Prior to disposing of oversized trash, write the name of the item on the white portion of the oversized trash sticker. Oversized trash stickers cost 240 yen (tax included), regardless of the item discarded.

Refer to page 9 for details on how to get oversized trash collected properly. Refer to the index in the back of this booklet for a list of items and the appropriate method through which to dispose of them.

- Stores designated by Nobeoka City, such as many supermarkets and convenience stores, sell designated trash bags as well as oversized trash stickers. Trash bags and oversized trash stickers cost the same, no matter where they are sold.
- Designated trash bags are sold in packs of 10 regardless of their size. Oversized trash stickers are not sold in packs.
- Please refer to Nobeoka City's official website (Japanese only) regarding shops that sell designated trash bags and oversized trash stickers or contact the International Exchange and Promotion Office.

Burnable Trash

Put [Burnable] trash out in [Designated] red bags. [Burnable] trash is collected even on holidays, excluding January 1st ~ 3rd and May 3rd ~ 5th.

Check!



Take out **burnable trash using the correct bag (red lettering)** at the correct disposal site in your neighborhood. Please be sure to take your trash out on the correct collection day prior to 8:30 a.m.

※Trash that does not fit in the 40 liter designated trash bags is considered oversized.

Examples of burnable trash

Organic Trash



※Be sure to dry organic trash to the best of your ability.

A Little Bit of Cooking Oil



※Collect cooking oil with a cloth or let it harden.

Wood chips, Wooden products, Pruned branches



※Except for construction materials.

Cassette tapes, Video tapes, DVDs, CDs, MDs, Records, FDs, and CD cases



Plastic products except for plastic containers and plastic bags. Chemical and pesticide containers.



Stuffed animals, Japanese clothing, Floor cushions



Diapers and feminine hygiene products



※You may place organic trash in plastic shopping bags and throw it away in your burnable trash bag.

How full can a designated trash bag be?



Any amount is acceptable as long as the bag can be tied shut.



Trash that cannot fit into 40 liter bags is considered oversized trash.

Is all trash that cannot fit in a large bag considered to be oversized trash?

Trash that cannot fit in large bags is considered to be oversized, but there are exceptions. Items such as **pruned branches, wood chips, bamboo screens, mats, brooms, and polyethylene plastic buckets** can be wrapped with a 40 liter burnable trash bag and disposed of with other burnable trash.

How to put out Pruned Branches



Cut pruned branches down to 50cm long, 5cm thick sticks. Tie them up and wrap them with a **40 liter burnable trash bag** and throw them away. Use 1 bag per bunch. For situations that cannot be dealt with this way, contact the Waste Disposal Center.

Polyethylene Buckets



Wrap in a large designated bag.

Brooms



Wrap in a large designated bag.

※ If a burnable item can be fully wrapped with a 40 liter burnable bag, it can be disposed of in this way.

Be aware that 10 liter and 20 liter burnable bags cannot be used like this.

※ If you hire a professional pruner, have them dispose of the pruned branches.

※ For more information, refer to the index.

Non-Burnable

Put non-burnable trash out in designated blue bags.
non-burnable trash is not collected on holidays.

Check!



Take out **non-burnable trash in the correct bag (blue lettering)** at the correct disposal site in your neighborhood. Please be sure to take your trash out on the correct collection day prior to 8:30 a.m.

※Trash that does not fit in the 40 liter designated trash bags is considered oversized.

Examples of non-burnable trash

Glass, Porcelain, Ceramics



Glass, dishes, makeup containers, planters, air freshener containers, porcelain, ceramics

Empty each item before disposal

All metals except for [Renewable Resources]



Spray cans, pots, oil cans, paint cans, metallic toys, metallic hangers

Recyclable consumer electronics except for computers

Remove the batteries



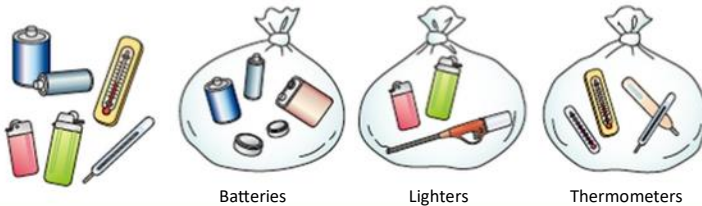
Cassette players, irons, VCRs, juice mixers, sewing machines, hair dryers, etc.

Trash that is required to be wrapped in paper prior to disposal



Since items such as scissors, knives, mirrors, broken glass, and fluorescent tubes are dangerous, please wrap them in paper prior to disposal. Write the name of the item being disposed of in marker on the paper in which you wrap it.

How to throw away batteries, lighters, thermometers, and medical thermometers



Dispose of **batteries (dry cell batteries, coin batteries, rechargeable batteries), lighters, and thermometers** in a clear plastic bag. **[Designated] bags are not necessary.** Separate each item type into its own bag and keep it separate from other non-burnable trash. Throw these items away on a non-burnable trash collection day.

Trash that can be wrapped with a 40 liter non-burnable trash bag and thrown away

While trash that cannot fit in a large bag is considered oversized trash, **umbrellas, fishing rods, metallic clothes-lines, metallic bats, golf clubs, shovels, tennis rackets, and curtain rails** are exceptions. These items can be wrapped in a 40 liter non-burnable trash bag and disposed of.



※ If you can wrap the items completely lengthwise in a 40 liter non-burnable trash bag (the biggest one), then you can wrap multiple items in one bag.

Attention! Be aware that 10 liter and 20 liter bags cannot be used in this manner.

※ For more information, refer to the index.

Used Paper (Renewable Resources)

It is not necessary to put renewable resources in designated bags.

Check!

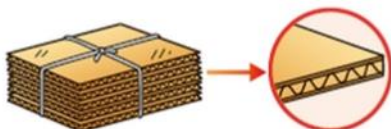


Bundle and tie up all used paper separately according to its type before disposal.

Newspaper




Cardboard



Cardboard with slotted vents

☉ **Throw cardboard soaked in cooking oil or wax in burnable trash.**

Books, Magazines, Flyers, Paper Boxes, etc.



Books

Magazines

Flyers

Tissue Boxes



Postcards

Catalogs

Snack Boxes

Paper Bags

Remove the vinyl or plastic and throw it away in burnable trash prior to disposal.

- ☉ **Put out items larger than the size of a postcard.**
- ☉ **Break down boxes before putting them out.**
- ☉ **CD-ROMs and DVDs are considered burnable trash.**
Remove them from any magazine that has them attached prior to disposal.

Milk Cartons

- ☉ Break down milk cartons, juice cartons, etc. that contained 1 liter or less and wrap them up with the books, magazines, etc.

How to throw out milk cartons



Wash out the inside of the carton, cut it open, and allow it to dry before throwing it out.

Attention! Put items that have an aluminum coating on the inside, such as some alcoholic beverage cartons, in the **[burnable trash]**.

Attention!

- ☉ **Please refrain from putting out used paper on rainy days. Instead, try to put it out on the next trash collection day.**
- ☉ **Throw away any trash that has been soaked and/or heavily soiled by dirt in **[burnable trash]** since it can no longer be considered a renewable resource.**
- ☉ **Please do not bundle up items with tape.**

Used Fabrics (Renewable Resources)

It is not necessary to put renewable resources in designated bags.

Check!



Put used fabrics out in 20 – 45 liter clear plastic bags.



Used Fabrics

- ◎ Clothing will be reused as hand-me-downs, so please put it out without removing any buttons, fasteners, or zippers.
- ◎ Some used fabrics and clothing (things made 50% or more of cotton) will be used as waste cloth (a cloth used for cleaning oils off of machines, etc.)

Attention!

- ◎ Put ripped, wet, or obviously dirty fabrics in the **[burnable trash]**. Put the items depicted below in **[burnable trash]**. If an item does not fit in designated trash bags, place an **oversized sticker** on it and put it out.
- ◎ Please refrain from putting these items out on rainy days. Put them out on the next clear collection day.



Underwear, socks, etc.



Japanese clothing (kimono, etc.)



Rain coats



Swimsuits



Hats



Gloves



Ties



Cotton stuffed items (futon, cushions, stuffed animals)



Pillows



Curtains



Carpets



Welcome mats

Bottles / Cans (Renewable Resources)

It is not necessary to put renewable resources in designated bags.

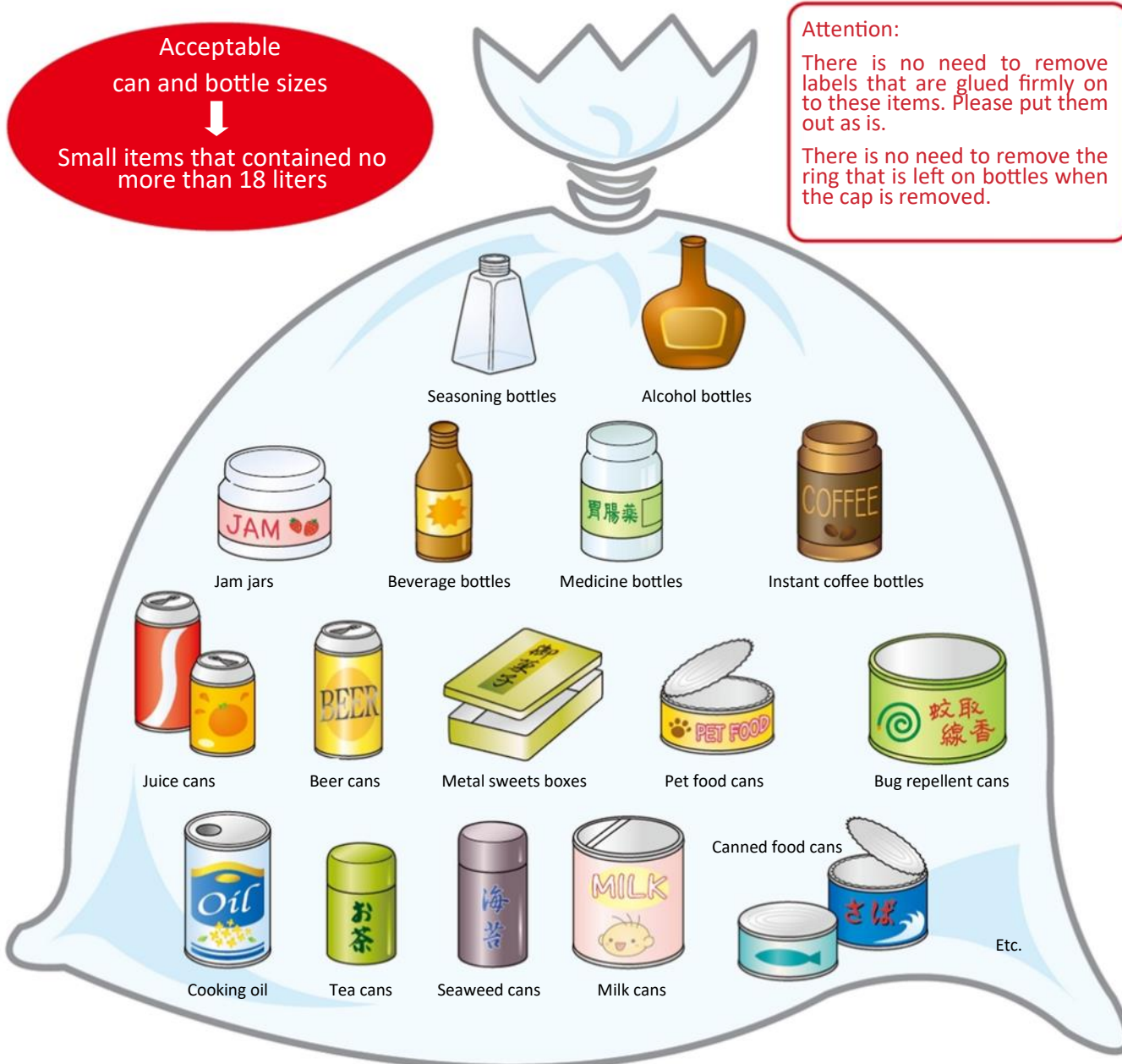
Check!



Throw away all of the contents of bottles and cans and wash them out before putting them out in a transparent 20 – 45 liter bag.

What are considered bottles and cans?

Steel, glass, and aluminum containers in which food or other daily use items were packaged, used, and need to be discarded.



Attention!

- ◎ Bottles and cans can be put in the same 20 – 45 liter clear garbage bag.
- ◎ Please wrap broken bottles in newspaper and put them out in the [non-burnable] trash.
- ◎ Do not crush cans.
- ◎ Remove corks, caps, and lids. Plastic caps are considered [plastic wrappers and containers] trash. Small caps and lids made of metal are considered to be [non-burnable] trash.

P.E.T. Bottles (Renewable Resources)

Plastic Wrappers and Containers are not collected on holidays.

It is not necessary to put renewable resources in designated bags.

Check!

Remove and wash all plastic caps and labeling. Wash out the contents of each item prior to throwing it out in a 20 – 45 liter transparent bag.

What are P.E.T. bottles?

They are plastic bottles with the  sign written on the label.

Attention:

There is no need to remove labels that are glued firmly on to these items. Please put them out as is.

Attention:

There is no need to remove inside plugs on soy sauce bottles or the white ring that is left on bottles when the cap is removed. Please put them out as is.



How to dispose of P.E.T. bottles



Throw the cap and label out with the [plastic wrappers and containers] trash.



Attention!

- Please do not crush plastic bottles.
- Please throw away plastic caps and labeling in [plastic wrappers and containers] trash.

Plastic Wrappers / Containers

(Renewable Resources)

Plastic Wrappers and Containers are not collected on holidays.

It is not necessary to put renewable resources in designated bags.

Check!



Throw away the all of the contents, wash the interior, then throw away in a transparent 20 – 45 liter bag.

What is considered “plastic wrappers and containers”?

Containers of food products and other daily use items that have been used and emptied and are no longer needed.

These items often have the  sign on the label.

Attention:

There is no need to remove labels that are glued firmly on to these items. Please put them out as is.

Attention:

When you discard plastic shopping bags in “plastic wrappers and containers”, do not put items inside them.



The following items are **EXCLUDED**, even though they are plastic.

- Things that don't have the “plastic” sign on the label.
Styrofoam containers in which fish or fruits have been placed, etc.)
- Containers that are sold as the product itself rather than containers of a product.
(Buckets, washing basins, spoons, hangers, toys, etc.)
- Items that could be dangerous if washed, such as containers of agricultural chemicals or items with the 「混ぜるな危険」 (Danger! Don't mix!) label on them.



Attention!

- [Plastic wrappers and containers] and [P.E.T. bottles] go in separate bags.

Household Trash
Burnables

Used Paper
Non-burnables

Bottles and Cans
Used Fabric

P. Wrap. & Cont.
P.E.T. Bottles

Pet & Spec. Trash
Oversized/Landf.

Bringing Trash In
Non-disposable

Comp. Appliance

Index

Oversized Garbage

Items that do not fit in 40 liter (large) designated bags are considered oversized.

Attach an oversized trash sticker to each item before putting it out.

- Write the name of the item on an oversized trash sticker and affix it to the item before placing it in the trash pickup area. **Be sure to put 1 sticker on each oversized item.** (Consult the Clean Center regarding sets of items.) The sticker is sold by shops designated by The Nobeoka City to sell designated trash bags. Regardless of the item, each sticker costs 240 yen (tax included).
- Throw away all oversized trash after affixing an oversized trash sticker on [non-burnable] trash collection day. For more details on the proper method for disposing specific items, please refer to the index in the back of this booklet.
- ◎ **If you are able to break down an item considered oversized into smaller pieces and fit it in an appropriate [burnable] or [non-burnable] bag, it may be thrown away normally.** Furthermore, if you bring the oversized item to the Waste Disposal Center directly, an oversized trash sticker is not necessary.



Attention!

- ◎ **Oversized trash that does not have an oversized trash sticker affixed will not be collected.**

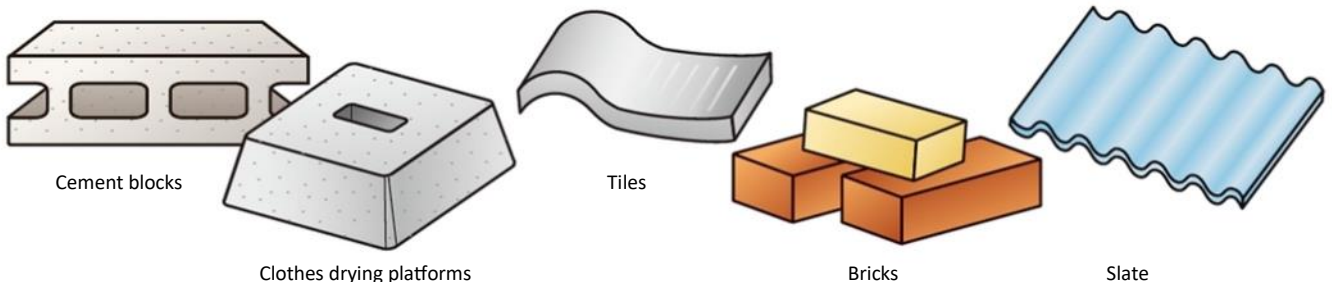
Landfill Garbage

This trash must be taken directly to the Waste Disposal Center. It will not be collected. Landfill items are not accepted on Sundays or holidays.

Do not bag landfill items before bringing them to the Waste Disposal Center.

- Landfill trash will not be collected. Please take it directly to the Waste Disposal Center.
- Every 50kgs of trash will incur a 200 yen handling charge. For trash less than 50kgs there is a standard 200 yen fee.
- For more information on taking trash to the Recycling Center, please refer to page 12.

Typical Examples of Landfill Trash



※There are some items that the city cannot collect.

Refer to [non-disposable / non-collectable] trash on page 11 or the index for more information.

Deceased Small Pets

It is not necessary to use a designated bag or affix an oversized trash sticker to a deceased pet.

- Please contact the Clean Center or your respective town branch's Citizen Services Office when a pet passes away. The following fees will be incurred depending on how you choose to proceed.



Fee (tax included)

If the city collects the body : ¥820/body

If the body is brought directly to the Waste Disposal Center: ¥200/body

- Pick up hours: Monday to Friday 8:30—17:00
- Recycling Center hours: Monday to Friday 8:30—17:00
Saturday 8:30—16:30
(Closed on Saturdays from 12:00 to 13:00)

- When you bring a deceased pet directly to the Waste Disposal Center, bring the body to the Weigh-in Station inside, hand the body to the clerk, and pay the fee directly to them.
- If the pet's owner is unknown, please contact the Clean Center or your respective town branch's Citizen Services Office. The city will pick up the body free of charge.

Attention!

- ⊙ Deceased pets do not need to be placed in designated bags or have an oversized trash sticker affixed to them. Please place the body in a cardboard box.
- ⊙ Although deceased pets are brought to a different entrance from regular garbage, they are ultimately burned along with the regular garbage. We request your understanding on the matter.

Special Trash Pickup

By reservation only. We accept reservations as needed.



If you are moving or undertaking a large cleaning project and end up with a large amount of trash that you cannot deliver to the Waste Disposal Center yourself, the city will come pick it up. Please refrain from throwing out large amounts of trash at your local trash pickup area as it may interfere with others' trash collection.

Fee (tax included)

1 ton truck : ¥ 4,770/truck

How to request a special trash pickup...

- Contact the Renewable Resources Management Office or your respective town branch's Citizen Services Office by phone to schedule a pick up. You will be asked for your name, address, phone number, the date you would like a pickup, and the details of the trash you will be discarding.
※Operating Hours: Mon – Fri (Holidays closed) 8:30 – 17:15.
- On the day of the pickup, please place the trash in front of your residence in a place that is easily accessible by truck and be present when the truck arrives. Be aware that the collector will not enter your home to collect the trash.

Attention!

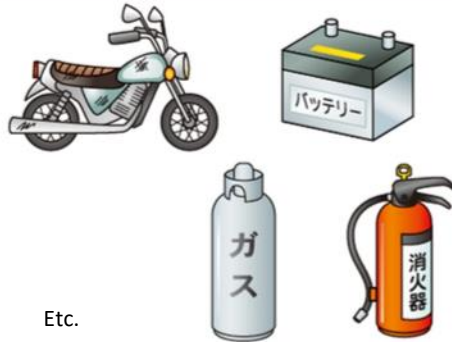
- ⊙ You do not need to use designated trash bags or oversized trash stickers for special trash pickup.
- ⊙ Please separate your trash properly and place it in 20 – 45 liter transparent trash bags.

Non-Collectable Trash

The city will not collect or dispose of industrial waste. Furthermore, there are some general waste items that are difficult to process and cannot be collected. Please refer to the index.

Typical items that are difficult to dispose of

Motorcycles
Pianos
Car batteries
Agricultural equipment
Motorcycle and car tires
Fire extinguishers
Used oil
Paint thinner
Agricultural chemicals
Gas cylinders
Etc.



The city's disposal facilities cannot collect these items. Please consult with the Waste Disposal Center. (Tel 33-1869)

Recyclable Appliances (Air Conditioners, Televisions, Refrigerators, Freezers, Washing Machines, Dryers)

Since appliances like air conditioners, televisions, refrigerators, freezers, washing machines, and dryers are required to be recycled by law, they cannot be discarded with normal trash, nor can they be brought directly to the city's facilities.

If replacing an item

Please consult with the store you are purchasing the new replacement from. A fee will be required to have the old item transported and recycled.

If disposing of an item

Please consult with the store you purchased the item from. If you cannot consult with that store for some reason, there are other stores that can dispose of the item for you. Please contact them. A fee will be required to have the item transported and recycled.

If a store won't take the item: 1) Purchase a recycle ticket from the post office.

2) Affix the recycle ticket to the product and either bring it to the designated location or contact the Clean Center to request that the city collect the item.

※ If you are unsure how to dispose of an item, please contact the Clean Center's Resource Management Division at 34-2626 (Japanese) or the International Exchange Promotion Office (Mail: kokusai@city.nobeoka.miyazaki.jp).

Recycling Fees	Transportation Fees
Because the fees differ drastically depending on the brand and size of the item, please contact either the vendor of the item or the post office.	Please inquire at the store you intend to have dispose of the item.

※ Recyclable consumer products and fees are subject to change.

Recycling Personal Computers

A policy was enacted in October 2003 standardizing recycling practices for personal computers, so the city will not collect or dispose of them. Please follow the methods listed below to have your computer disposed of properly.

Recyclable items: Desktop computers (main unit), Laptops, Monitors (CRTs or LCDs)

※ Items that came with the computer, such as the keyboard, cables, etc., will be collected with the computer.

① Confirm the computer's manufacturer and type.

② Contact the manufacturer directly to request that they collect the item.

The collection and recycling fee has been included in the overall price of computers purchased since October 1st, 2003. However there is a collection and recycling fee for computers that have been purchased before the end of September 2003.

- Please find the manufacturer's contact information on its homepage.
- If the manufacturer of your computer went bankrupt or if you built your own computer, please contact the Computer 3R Implementation Center at 03-5282-7685 or visit their website at <http://www.pc3r.jp>. They will be able to collect and recycle your computer.

Bringing Trash in Yourself

You do not need to use [Designated] bags or [Oversized Trash] stickers.

[Burnable], [non-burnable], [oversized] trash, and [landfill] trash incurs a handling fee of **200 yen for every 50 kilograms**. Trash **less than 50 kilograms costs 200 yen** to discard. You may bring trash and renewable resources to the Nobeoka City Waste Disposal Center. **Renewable resources do not incur a fee.**

Things to be aware of

- Even if you use designated burnable, non-burnable, and oversized bags or stickers, you will still incur the above fee. Please bring your garbage in any off-the-shelf 20 – 45 liter transparent bag.
- Keep in mind that the stations for throwing out [burnable], [non-burnable] and other types of trash are in different locations within the facility when you load up your car. Also, be sure to separate your trash accurately and arrange it so that it does not move on your way to the Waste Disposal Center.
- You may not bring industrial waste to the Waste Disposal Center.
- You may not bring tires, fire extinguishers, or other things that are difficult to dispose of to the Waste Disposal Center. Please refer to page 12 for more information about items that are difficult to dispose of.

Operating hours and handling fees (tax included)

Operating Hours	Monday to Friday	8:45—17:00
	Saturday	8:45—12:00 and 13:00—16:30
	Sunday/Holidays	Closed
Handling Fees	Trash up to 50 kilos – 200 yen. For each additional 50 kilos, add 200 yen.	

For inquiries regarding bringing trash in yourself, please call the Waste Disposal Center at 33-1869 (Japanese) or contact the International Exchange Promotion Office (Mail: kokusai@city.nobeoka.miyazaki.jp).

Business Trash

What is “Business Trash”?

Business trash is general waste produced by an office, whether it is a for profit business or a non-profit institution, including branch locations, offices, shops, factories, etc. Business trash is not only garbage produced as a byproduct of the business, but also trash produced by the employees and staff during working hours.

How to dispose of “Business Trash”?

It is the personal responsibility of the worker to dispose of trash that accompanies general business activity properly. You may not throw business trash out at household trash disposal locations, whether or not it is a renewable resource.

Please consult with a waste disposal professional who is licensed by the city or bring waste to the Waste Disposal Center directly.

The fee for business trash is the same as the fee for household trash. Please refer to [Bringing Trash in Yourself] above for more information. Nobeoka City does not dispose of industrial waste. For inquiries regarding industrial waste, please call the Nobeoka Health Center at 33-5373 (Japanese) or contact the International Exchange Promotion Office (Mail: kokusai@city.nobeoka.miyazaki.jp).

※ About Authorized Waste Disposal Professionals and Waste Collection Contract Fees

Fees differ among contractors depending upon many factors, such as the frequency and amount of waste being disposed of. For more information, please consult with an authorized waste disposal professional. For more information about authorized contractors, you may inquire directly with the Resource Management Division (Tel. 34-2626) (Japanese) or contact the International Exchange Promotion Office (Mail: kokusai@city.nobeoka.miyazaki.jp).

Used Compact Appliances

We collect used compact appliances from collection boxes, free of charge.

Check!



The 16 items below can be placed in the designated collection boxes only if they fit in the box's slot, which is 15 centimeters tall and 30 centimeters wide. You may also dispose of these items as you would normally, in [non-burnable] trash.

① Used Compact Appliances

- ① Cell phones and pagers
- ② Telephones and fax machines
- ③ Radios
- ④ Digital cameras, video cameras, and regular cameras
- ⑤ Video related accessories
- ⑥ Acoustic equipment
- ⑦ External memory devices (USBs, SD cards, etc.)
- ⑧ E-readers
- ⑨ Electronic dictionaries and calculators
- ⑩ Electronic blood pressure gauges and thermometers
- ⑪ Grooming appliances
- ⑫ Flashlights
- ⑬ Electronic watches and clocks
- ⑭ Video game consoles
- ⑮ Car accessories
- ⑯ Items that come with the above, such as chargers

【Collection Boxes】

Collection boxes are placed in city government buildings and large retailers.

The slots on collection boxes are **30cm wide and 15cm tall.**



Attention!

- ① **The collection boxes are inside the establishments at which they are located, so you won't be able to access the collection boxes outside working hours.**
- ② **Only items that will fit inside the deposit slot are acceptable as used compact appliances. If the item does not fit inside, please be sure to bring it home with you.**
- ③ **If the item has batteries that can be removed, please remove them and dispose of them in [non-burnable] garbage.**
- ④ **Please keep in mind that once you put an item into a collection box, it cannot be removed or returned.**
- ⑤ **You can still dispose of these items as you have until now, as [non-burnable] garbage.**

Collection Box Locations as of March, 2018

- Aeon Tataru Branch
- Aeon Nobeoka Branch
- Nobeoka City, Igata Branch
- A Coop, Hitotsu-ga-oka Branch
- Kawanaka Community Center
- Nobeoka City, Kitaura Branch
- Nobeoka City, Kitakata Branch
- Nobeoka City, Kitagawa Branch
- Kyushu University of Health and Welfare
- Clean Center (Resource mgmt. div.)
- Nobeoka Waste Disposal Center
- Coop Miyazaki Hamamachi Branch
- Nobeoka City, Shimaura Branch
- Social Education Center
- Tsunetomi Minami Community Center
- Toumi Community Center
- Nobeoka Social Welfare Council
- Nobeoka City Hall
- Healthtopia Nobeoka
- Home Plaza Nafco Nobeoka Minami Branch
- Max Valu Okatomi Branch
- Nobeoka City, Minamiura Branch
- Minamikata Higashi Community Center
- Miyazaki Prefectural Offices, Nobeoka Branch
- Yamada Denki Tech Land Nobeoka Branch

Index (Items and Proper Disposal Methods)

Key of Item Types

Burn. = Burnable

Non-B = Non-burnable

Over = Oversized

× = Non-collectables

P/F = Used Paper and Fabrics

B/C = Bottles and Cans

Plast. = Plastic wrappers and containers

P.E.T. = P.E.T. bottles

- Typical household items and their appropriate method of disposal are included in this index.
- Contact one of the following departments in the event that you are still uncertain of how to dispose of an item after consulting the index.

Regarding how to separate garbage: Resource Management Department TEL 34-2626 (Japanese)

Regarding bringing garbage in yourself: Waste Disposal Center TEL 33-1869 (Japanese)

For consultation in English: International Exchange Promotion Office Mail:kokusai@city.nobeoka.miyazaki.jp

- Items that use the term [Designated] bag refer to Nobeoka City [Designated] bags.

Item Name	Method	Things to keep in mind when disposing
Accordion curtain	Over	
Agricultural machinery	×	Consult with the Waste Disposal Center (Tel 33-1869)
Air conditioner	×	Consult with store (Home Elec. Recycle) See p. 11
Air freshener container	Non-B.	If it is plastic, it is plastic wrappers and containers .
Air purifier	Non-B.	Items that do not fit in designated bags are oversized .
Aluminum can	B/C	Empty, wash, and place in a 20-45 liter clear bag.
Aluminum foil	Burn.	Aluminum-leafed plates are also burnable .
Amplifier	Non-B.	Items that do not fit in designated bags are oversized .
Antenna	Non-B.	If it does not fit, wrap in a large designated bag .
Apron	P/F	Less than 50% cotton, cotton-padded or soiled items are burnable .
Artificial flower	Burn.	
Artificial grass	Burn.	
Ash tray	Non-B.	
Audio amplifier	Non-B.	Items that do not fit in designated bags are oversized .
Audio tuner	Non-B.	Items that do not fit in designated bags are oversized .
Baby bath	Over	If still usable, contact "Oyako no mori" at TEL 33-0204
Baby bottle	Non-B.	Plastic baby bottles are burnable .
Baby carrier	Burn.	Items that do not fit in designated bags are oversized .
Baby walker	Non-B.	Items that do not fit in designated bags are oversized .
Bag	Burn.	Leather and vinyl bags are burnable . Paper bags are used paper and should be tied with magazines, etc.
Ball (sports, toy)	Burn.	
Ballpoint pen	Burn.	
Bamboo	Over	If it is shorter than 2m, wrap with large burnable bag.
Baseball	Burn.	
Baseball glove	Burn.	
Basketball	Burn.	
Bat (metal)	Non-B.	Wrap with a large designated bag . Wooden bats are burnable .
Bath cover	Burn.	If it does not fit, wrap in a large designated bag .
Bath mat	Burn.	
Bath salts bottle	Plast.	Plastic bottle. Empty, wash, and place in a 20-45 liter clear bag.
Bath salts can	B/C	Empty, wash, and place in a 20-45 liter clear bag.
Bath tub	×	Consult with the Waste Disposal Center (Tel 33-1869)

Household Trash
Burnables

Used Paper
Non-burnables

Bottles and Cans
Used Fabric

P. Wrap. & Cont.
P.E.T. Bottles

Pet & Spec. Trash
Oversized/Landf.

Bringing Trash In
Non-disposable

Comp. Appliance

Index

A-Ba

Ba-Ch

Ch-EI

EI-Hu

Hu-Mo

MP-Pu

Ra-St

St-Vi

Vi-Zo

Item Name	Method	Things to keep in mind when disposing
Battery (car, large machinery)	×	Consult with the Waste Disposal Center (Tel 33-1869)
Battery (dry cell)	Non-B.	Put in clear bag. Keep separate. See p. 3
Battery (standard)	Non-B.	Put in clear bag. Keep separate. See p. 3
Beach umbrella	Non-B.	Wrap with a large designated bag .
Bed net	Burn.	Items that do not fit in designated bags are oversized .
Beer bottle	B/C	Consult with the store where you bought it.
Beer bottle cap	Non-B.	
Beer can	B/C	Empty, wash, and place in a 20-45 liter clear bag.
Beer case (plastic)	Burn.	Consult with the store where you bought it.
Belt	Burn.	
Bench	Over	
Bentō box	Burn.	If it is metal, it is non-burnable .
Bicycle	Over	
Binder	Burn.	
Binder clips	Non-B.	
Binoculars	Non-B.	
Birdcage (metal)	Non-B.	Items that do not fit in designated bags are oversized .
Birdcage (plastic, wood)	Burn.	Items that do not fit in designated bags are oversized .
Blanket	P/F	Ripped and torn items are burnable . Blankets used by pets are burnable .
Blazer	P/F	Ripped and torn items are burnable .
Blinds	Non-B.	Roll and tie up and wrap in a large designated bag
Blinds (bamboo)	Burn.	Roll and tie up and wrap in a large designated bag
Blood pressure gauge	Non-B.	Can be disposed of as a compact appliance . See p. 13.
Blu-ray player	Non-B.	Can be disposed of as a compact appliance . See p. 13.
Boat parts	×	Consult with the Waste Disposal Center (Tel 33-1869)
Boiler (plumbing)	×	Consult with the Waste Disposal Center (Tel 33-1869)
Book (paperback)	P/F	Tie up with magazines, etc.
Book bag/backpack	Burn.	
Bookcase	Over	
Bookshelf	Over	
Bottle (not PET)	B/C	Empty, wash, and place in a 20-45 liter clear bag.
Bottle opener	Non-B.	
Bowl (glass, metal, ceramics)	Non-B.	Plastic bowls are burnable .
Bowling ball	×	Bring to the Waste Disposal Center.
Box (for organizing)	Over	If it can be broken down and fits in a designated bag , plastic and wood boxes are burnable .
Box cutter, box cutter blade	Non-B.	Wrap blades in newspaper.
Bra	Burn.	
Brace (leg, arm)	Burn.	
Branch cutters	Non-B.	Wrap blades in newspaper.
Branches	Burn.	Cut to 50cm long, 5cm thick. Tie up. Wrap in a large designated bag or consult Waste Disposal Center. See p.2
Brazier (hibachi)	Over	If it fits in a designated bag , it is non-burnable .
Brick	×	Consult with the Waste Disposal Center (Tel 33-1869)
Broom	Burn.	If it does not fit, wrap in a large designated bag .
Brush (all types)	Burn.	If it is metal, it is non-burnable .
Bucket (wood, plastic)	Burn.	If it does not fit, wrap in a large designated bag .

Item Name	Method	Things to keep in mind when disposing
Bug net/bug cage	Burn.	If it is metal, it is non-burnable .
Business card	Burn.	Plastic business card cases are plastic wrappers and containers .
Business suit	P/F	Ripped and torn items are burnable .
Butane gas cartridge	Non-B.	Use until no gas left, then open a hole in it. Do this in an airy space, far away from anything that could start a fire.
Butsudan and altar fittings	Over	Remove the mortuary tablet (ihai) before disposal.
Cabinet	Over	If it fits in a designated bag , it is non-burnable . If it is wood, it is burnable .
Cable (electric)	Non-B.	If used for business, it is business trash .
Cable reel	Non-B.	
Cage (pet)	Non-B.	Items that do not fit in designated bags are oversized .
Calculator	Non-B.	Can be disposed of as a compact appliance . See p. 13.
Calendar	P/F	Metal parts are non-burnable .
Camera	Non-B.	Can be disposed of as a compact appliance . See p. 13. Remove batteries.
Camera (disposable)	×	Bring to the Waste Disposal Center.
Campfire fuel	Burn.	Use gas cans completely, open a hole in them, and put them in non-burnable .
Can (18 liter, itto-kan)	Non-B.	
Can (for food and drink)	B/C	Empty, wash, and place in a 20-45 liter clear bag.
Candle	Burn.	
Car audio system	Non-B.	Can be disposed of as a compact appliance . See p. 13.
Car parts	×	Consult with the Waste Disposal Center (Tel 33-1869)
Car seat (for children)	Over	If still usable, contact "Oyako no mori" at TEL 33-0204
Car wheel (aluminum)	×	Consult with the Waste Disposal Center (Tel 33-1869)
Carbon paper	Burn.	
Cardboard	P/F	Items soaked in fats or oils are burnable . Tie up with magazines, etc.
Carpenter tools	Non-B.	Items that do not fit in designated bags are oversized .
Carpet	Over	If possible cut up and put in burnable bag .
Cart (bicycle-drawn)	Over	
Carton	P/F	Wash out, open and flatten, dry. Tie up with magazines, etc. Exception: Items with aluminum coating inside are burnable .
Cassette deck	Non-B.	Items that do not fit in designated bags are oversized .
Cassette tape	Burn.	
Catalog	P/F	
CD	Burn.	Cases, including spindle cases, are also burnable .
CD player	Non-B.	Can be disposed of as a compact appliance . See p. 13. If it does not fit in a designated bag , it is oversized .
Cell phone	Non-B.	Can be disposed of as a compact appliance . See p. 13. Remove batteries and delete personal information before disposing. Can also be disposed of by retailer.
Cement (powder)	×	Consult with the Waste Disposal Center (Tel 33-1869)
Cement block	×	Consult with the Waste Disposal Center (Tel 33-1869)
Ceramic pot	Non-B.	
Ceramics	Non-B.	
Chain	×	Bring to Waste Disposal Center. Small chains are non-burnable .
Chair (beach/pool)	Over	
Chair (metal)	Over	If it can be broken down and fits in a designated bag , it is burnable .

Household Trash	Used Paper	Bottles and Cans	P. Wrap. & Cont.	Pet & Spec. Trash	Bringing Trash In	Comp. Appliance	Index	A-Ba	Ba-Ch	Ch-EI	EI-Hu	Hu-Mo	MP-Pu	Ra-St	St-Vi	Vi-Zo
Burnables	Non-burnables	Used Fabric	P.E.T. Bottles	Oversized/Landf.	Non-disposable											

Item Name	Method	Things to keep in mind when disposing
Chair (wood, plastic)	Over	If it can be broken down and fits in a designated bag , it is burnable .
Charcoal	Burn.	
Chemical/medicine sprayer	Non-B.	Items that do not fit in designated bags are oversized .
Chlorine soap bottles (plastic)	Burn.	Items with the 「まぜるな危険」(Danger! Don't mix!) label.
Chopsticks (wood, plastic)	Burn.	If it is metal, it is non-burnable .
Cigarette butt	Burn.	
Clay (toy, school)	Burn.	
Cleaning liquid container	Plast.	Plastic container. Items with the 「まぜるな危険」(Danger! Don't mix!) are burnable .
Cleats	Burn.	
Clock	Non-B.	Electric types can be disposed of as a compact appliance . See p. 13. If it does not fit in a designated bag , it is oversized .
Cloth (roll)	Burn.	
Cloth diaper	Burn.	
Cloth, quilting	Burn.	If larger than a big handkerchief and 50% or more cotton, it is used fabric .
Clothes drying bar	Over	Wrap with large designated bag if less than 2 meters long.
Clothes drying hanger	Burn.	If it does not fit, wrap in a large designated bag .
Clothes drying rack	Non-B.	Items that do not fit in designated bags are oversized .
Clothes drying rack base	Over	If it has concrete in it, bring it directly to Waste Disposal Center.
Clothespin	Burn.	If all parts are metal, it is non-burnable .
Coat	P/F	Ripped and torn items are burnable .
Coat (sleeveless, padded)	Burn.	
Coffee maker	Non-B.	
Coffee table	Over	
Comb	Burn.	If it is metal, it is non-burnable .
Comic book	P/F	Tie up with magazines, etc.
Compact (makeup)	Burn.	If it is metal, it is non-burnable .
Compass	Non-B.	
Computer	×	Consult with manufacturer (Computer recycling) See p. 11
Computer desk	Over	
Condiment bottle/can	B/C	Empty, wash, and place in a 20-45 liter clear bag.
Cooking fork	Non-B.	Wrap in newspaper.
Cooking oil	Burn.	Let it harden or soak it up with a cloth.
Cooking oil bottle/can	B/C	Empty, wash, and place in a 20-45 liter clear bag.
Cooking oil container	Plast.	Plastic container. Empty, wash, and place in a 20-45 liter clear bag.
Cooler	Burn.	Items that do not fit in designated bags are oversized .
Copier	Non-B.	Items that do not fit in designated bags are oversized . If used for business, it is business trash .
Corduroy	P/F	Ripped and torn items are burnable .
Corks, corkboard	Burn.	
Corrugated sheet	Over	Wrap 2 meter or smaller metal sheets in a large designated bag . If plastic, it is burnable , if metal, it is non-burnable .
Crayon	Burn.	
Crib, cradle	Over	If still usable, contact "Oyako no mori" at TEL 33-0204
Cup	Burn.	Plastic and paper cups are burnable . Glass and metal cups are non-burnable .
Cup noodle cup (paper)	Burn.	
Cup noodle cup (プラ label)	Plast.	Empty, wash, and place in a 20-45 liter clear bag.

Item Name	Method	Things to keep in mind when disposing
Cupboard	Over	
Curtain	Burn.	
Curtain rail	Over	If under 2 meters, it can be wrapped in a non-burnable bag.
Cushion	Burn.	
Cutting board (wood, plastic)	Burn.	
Dehumidifier	Over	If it fits in a designated bag , it is non-burnable .
Deodorant	Burn.	
Desiccant	Burn.	
Desk	Over	
Desk lamp	Non-B.	
Desk mat	Burn.	
Diaper	Burn.	
Dictionary, encyclopedia	P/F	Tie up with magazines, etc.
Digital camera	Non-B.	Can be disposed of as a compact appliance . See p. 13. Remove batteries.
Dining table	Over	
Dirt/ soil	×	Consult with the Waste Disposal Center (Tel 33-1869)
Dish washers/ dish dryers	Over	If it fits in a designated bag , it is non-burnable .
Disposable chopsticks	Burn.	
Doghouse (wood and plastic)	Over	If possible break down. (Metal is non-burnable , non-metal is burnable .)
Doll, plastic doll case	Burn.	Glass cases are non-burnable .
Door (glass)	Over	If they fit in a designated bag, wood frames are burnable .
Door (paper)	Over	If it can be broken down and fits in a designated bag , it is burnable .
Down futon	Over	If it fits in a designated bag , it is burnable .
Dresser	Over	
Dressing bottle	B/C	Empty, wash, and place in a 20-45 liter clear bag.
Dressing bottle	Plast.	Plastic bottle. Empty, wash, and place in a 20-45 liter clear bag.
Drink cans	B/C	Empty, wash, and place in a 20-45 liter clear bag.
Drum can (metal barrel)	×	Bring to the Waste Disposal Center.
Dryer	×	Consult with store (Home Elec. Recycle) See p. 11
Dust cloth	Burn.	
Dust pan (plastic)	Burn.	If it is metal, it is non-burnable .
DVD	Burn.	DVD cases are also burnable .
DVD player	Non-B.	Can be disposed of as a compact appliance . See p. 13. If it does not fit in a designated bag , it is oversized .
Ear muffs	Burn.	
Ear pick	Burn.	Metal and battery-powered types are non-burnable .
Egg carton	Plast.	Plastic carton. Put in 20-45 liter clear garbage bag.
Electric blanket, carpet	Non-B.	Items that do not fit in designated bags are oversized .
Electric clippers	Non-B.	Can be disposed of as a compact appliance . See p. 13. Remove batteries.
Electric foot warmer	Non-B.	
Electric piano	Over	
Electric pot	Non-B.	
Electric shaver	Non-B.	Can be disposed of as a compact appliance . See p. 13.
Electric tooth brush	Non-B.	Can be disposed of as a compact appliance . See p. 13. Remove batteries.
Electric water heater	×	Consult with the Waste Disposal Center (Tel 33-1869)

Household Trash
BurnablesUsed Paper
Non-burnablesBottles and Cans
Used FabricP. Wrap. & Cont.
P.E.T. BottlesPet & Spec. Trash
Oversized/Landf.Bringing Trash In
Non-disposable

Comp. Appliance

Index

A-Ba

Ba-Ch

Ch-EI

EI-Hu

Hu-Mo

MP-Pu

Ra-St

St-Vi

Vi-Zo

Item Name	Method	Things to keep in mind when disposing
Electrical cable	Non-B.	If used for business, it is business trash .
Electronic dictionary	Non-B.	Can be disposed of as a compact appliance . See p. 13.
Encyclopedia	P/F	Tie up with magazines, etc.
Engine oil	×	Consult with the Waste Disposal Center (Tel 33-1869)
Engine oil can	Non-B.	
Entrance mat	Burn.	If metal, it is non-burnable .
Envelope	P/F	Tie up with magazines, etc. Plastic parts are burnable .
E-reader	Non-B.	Can be disposed of as a compact appliance . See p. 13.
ETC device	Non-B.	Can be disposed of as a compact appliance . See p. 13. Be sure to remove the ETC card before disposal.
Exercise machine	Over	If it fits in a designated bag , it is non-burnable .
Extension cord	Non-B.	
External hard drive	Non-B.	Can be disposed of as a compact appliance . See p. 13. Delete all data before disposal.
Fan	Over	If it fits in a designated bag , it is non-burnable .
Faucet	Non-B.	
Fax machine	Non-B.	Can be disposed of as a compact appliance . See p. 13. If used for business, it is business trash .
File	Burn.	
Film	Burn.	
Fire extinguisher	×	Consult with the Waste Disposal Center (Tel 33-1869)
Fireworks	Burn.	Wet before disposing.
Fishing pole/rod	Burn.	Items that do not fit in designated bags are oversized .
Fishing reel	Non-B.	
Flashlight	Non-B.	Can be disposed of as a compact appliance . See p. 13. Remove batteries.
Fleece	P/F	Ripped and torn items are burnable .
Floor grates	Over	If it fits in a designated bag , it is burnable .
Floor pillow	Burn.	Items that do not fit in designated bags are oversized .
Floppy disk	Burn.	Cases are also burnable .
Flyer	P/F	Tie up with magazines, etc.
Folding bed	Over	
Food container (plastic)	Plast.	Empty, wash, and place in a 20-45 liter clear bag.
Food packaging (plastic)	Plast.	Empty, wash, and place in a 20-45 liter clear bag.
Food waste	Burn.	Dry before disposing.
Frying pan (including top)	Non-B.	Items that do not fit in designated bags are oversized .
Furoshiki (bentō cloth)	Burn.	If over 50% cotton, it is used fabric .
Futon	Over	If it fits in a designated bag , it is burnable .
Futon dryer (electric device)	Non-B.	Items that do not fit in designated bags are oversized .
Futon storage bag (vinyl)	Burn.	
Garbage can (metal)	Non-B.	Items that do not fit in designated bags are oversized .
Garbage can (plastic)	Burn.	Items that do not fit in designated bags are oversized .
Gardening brace	Non-B.	If it does not fit, wrap in a large designated bag .
Gardening chemicals	×	Consult with the Waste Disposal Center (Tel 33-1869)
Gardening shears	Non-B.	Wrap blades in newspaper.
Gas can	Burn.	If it does not fit, wrap in a large designated bag .
Gas canister	×	Consult with the Waste Disposal Center (Tel 33-1869)
Gas pump (electric)	Non-B.	Remove batteries.
Gas pump (manual)	Burn.	
Gasoline	×	Consult with the Waste Disposal Center (Tel 33-1869)

Item Name	Method	Things to keep in mind when disposing
Geta (Japanese sandals)	Burn.	
Gi (martial arts)	P/F	Ripped and torn items are burnable .
Glass	Non-B.	Wrap in newspaper and write "GLASS" clearly on the outside.
Glasses	Non-B.	If it is plastic, it is burnable .
Gloves	Burn.	
Glue bottle	Burn.	
Goggles (plastic)	Burn.	Glass goggles are non-burnable .
Golf bag	Over	Golf balls are burnable .
Golf club	Non-B.	Wrap with a large designated bag .
GPS navigation system (car)	Non-B.	Can be disposed of as a compact appliance . See p. 13.
Grater	Burn.	If it is metal, it is non-burnable .
Gravel	×	Consult with the Waste Disposal Center (Tel 33-1869)
Grill	Over	If it fits in a designated bag , it is non-burnable .
Grill rack	Non-B.	
Guitars and the like	Over	If it fits in a designated bag , it is non-burnable .
Gutter	Over	If 2 meters or less, wrap in a large non-burnable bag .
Hair	Burn.	
Hair dryer	Non-B.	Can be disposed of as a compact appliance . See p. 13.
Hair iron	Non-B.	Can be disposed of as a compact appliance . See p. 13.
Hair pin	Non-B.	
Hairbrush	Burn.	If it is metal, it is non-burnable .
Halogen heater	Over	If it fits in a designated bag , it is non-burnable .
Hammer (metal)	Non-B.	
Hammer (wood)	Burn.	
Hand bag	Burn.	
Hand luggage	Over	If it fits in a designated bag , it is non-burnable .
Hand mixer	Non-B.	
Hand warmer (kairo)	Burn.	If it is metal, it is non-burnable .
Handkerchief/bandana	Burn.	If over 50% cotton, it is used fabric .
Hanger	Non-B.	If it is plastic, it is burnable .
Hanten (Japanese vest)	Burn.	
Hard disk recorder	Non-B.	Can be disposed of as a compact appliance . See p. 13.
Hat	Burn.	
Headphones	Non-B.	Can be disposed of as a compact appliance . See p. 13.
Hearing aids	Non-B.	Can be disposed of as a compact appliance . See p. 13.
Heater (kerosene, etc.)	Over	If it fits in a designated bag , it is non-burnable . Remove batteries/fuel.
Heating pads (kairo)	Burn.	If it is metal, it is non-burnable .
Helmet	Burn.	
Hibachi (Japanese brazier)	Over	If it fits in a designated bag , it is non-burnable .
High boots	Burn.	
High chair	Non-B.	Items that do not fit in designated bags are oversized . If still usable, contact "Oyako no mori" at TEL 33-0204.
Hoe	Non-B.	If it does not fit, wrap in a large designated bag .
Hose (vinyl, rubber)	Burn.	
Hose reel	Burn.	If it is metal, it is non-burnable .
Hot plate	Non-B.	Items that do not fit in designated bags are oversized .
Hot water container (plastic)	Burn.	If it is metal, it is non-burnable .
Hot water heater	Over	If it fits in a designated bag , it is non-burnable .
Humidifiers	Non-B.	Items that do not fit in designated bags are oversized .

Household Trash
Burnables
Used Paper
Non-burnables
Bottles and Cans
Used Fabric
P, Wrap, & Cont.
P.E.T. Bottles
Pet & Spec. Trash
Oversized/Landf.
Bringing Trash In
Non-disposable
Comp. Appliance
Index

A-Ba
Ba-Ch
Ch-EI
EI-Hu
Hu-Mo
MP-Pu
Ra-St
St-Vi
Vi-Zo

Item Name	Method	Things to keep in mind when disposing
Hygiene products	Burn.	
IC Recorder	Non-B.	Can be disposed of as a compact appliance . See p. 13.
Ice pack	Burn.	
Ice pick	Non-B.	Be sure to wrap the sharp point with newspaper.
Ice skates	Non-B.	
Ink	Burn.	Soak up with paper/cloth.
Ink cartridges	Burn.	If possible consult with store for printer cartridges.
Ink ribbon (typewriter)	Burn.	
Ink stone	Non-B.	
Insect repellent	Burn.	
Insecticide container	Burn.	Glass containers are non-burnable .
Insecticide spray can	Non-B.	Use until no gas left, then open a hole in it.
Instant food packages	Plast.	Empty, wash, and place in a 20-45 liter clear bag.
Iron, Ironing stand	Non-B.	Items that do not fit in designated bags are oversized .
Jacket	P/F	Ripped and torn items are burnable .
Jam bottle	B/C	Empty, wash, and place in a 20-45 liter clear bag.
Japanese clothes	Burn.	
Jeans, jean fabric items	P/F	Ripped and torn items are burnable .
Jersey	P/F	Ripped and torn items are burnable .
Juice bottle/ juice can	B/C	Empty, wash, and place in a 20-45 liter clear bag.
Juice cap (metal)	Non-B.	If it is plastic, it is plastic wrappers and containers .
Juicer	Non-B.	Items that do not fit in designated bags are oversized .
Jumper	P/F	Ripped and torn items are burnable .
Karaoke set	Over	If used for business, it is business trash .
Kerosene	×	Consult with the Waste Disposal Center (Tel 33-1869)
Kettle (steel)	Non-B.	
Keyboard (computer)	Non-B.	If bought with a computer, recycle. See p.11
Keyboard (instrument)	Over	If it fits in a designated bag , it is non-burnable .
Keyboard harmonica	Burn.	
Kimono	Burn.	If over 50% cotton, it is used fabric .
Kitchen knife	Non-B.	Wrap blades in newspaper.
Knife	Non-B.	Wrap in newspaper.
Knife sharpener	Non-B.	
Knitting machine	Over	
Kotatsu	Over	
Kotatsu futon	Over	If it fits in a designated bag , it is burnable .
Lace curtain	Burn.	
Ladder	Over	
Ladle	Non-B.	If it is plastic, it is burnable .
Lamp, Lantern	Non-B.	Wrap in newspaper. If there are batteries, remove them.
Lantern (garden)	Non-B.	Bring stone lanterns to the Waste Disposal Center. If a large quantity, consult first.
Lawn mower	Over	Wrap blades in newspaper. Empty fuel tank.
Leather products	Burn.	
Leaves	Burn.	
Leftovers (food)	Burn.	Dry before disposing.
Leggings	Burn.	
Lens (camera)	Non-B.	
Letter paper	P/F	Tie up with magazines, etc.
Light bulb	Non-B.	Wrap in newspaper.

Item Name	Method	Things to keep in mind when disposing
Light fixture	Non-B.	Items that do not fit in designated bags are oversized .
Lighter	Non-B.	Put in clear bag. Keep separate. See p. 3
Lip balm	Burn.	If it is metal, it is non-burnable .
Lipstick	Burn.	If it is metal, it is non-burnable .
Litter (dog, cat)	Burn.	
Locker	Over	
Luggage	Over	If it fits in a designated bag , it is non-burnable .
Lunch box	Burn.	If it is metal, it is non-burnable .
Lunch jar (thermos for lunch)	Non-B.	
Magazine	P/F	Tie up with magazines, etc.
Magnet	Non-B.	
Magnifying glass	Non-B.	
Mah-jong pieces	Burn.	
Mah-jong table	Over	
Makeup bottle	Non-B.	
Makeup case (plastic)	Plast.	Empty, wash, and place in a 20-45 liter clear bag.
Mallet	Over	
Manga book	P/F	Tie up with magazines, etc.
Marbles	Non-B.	
Massage chair	Over	
Massager (not a chair type)	Non-B.	Items that do not fit in designated bags are oversized .
Mat	Burn.	Roll and tie up and wrap in a large designated bag . If larger than 2m, it is oversized .
Match, match box	Burn.	Wet before disposing.
Mattress	Over	
MD (mini disk)	Burn.	Cases are also burnable .
MD player	Non-B.	Can be disposed of as a compact appliance . See p. 13. If it does not fit in a designated bag , it is oversized .
Mechanical pencil	Burn.	If it is metal, it is non-burnable .
Medicine bottle	B/C	Empty, wash, and place in a 20-45 liter clear bag.
Medicine patch, band-aid	Burn.	
Metal bat	Non-B.	Wrap with a large designated bag . Wooden bats are burnable .
Microphone	Non-B.	
Microwave	Over	
Milk can	B/C	Empty, wash, and place in a 20-45 liter clear bag.
Mirror	Non-B.	Wrap in newspaper.
Mirror stand (dresser)	Over	
Mixer	Non-B.	Items that do not fit in designated bags are oversized .
Mizuya	Over	Cupboard for tea ceremony.
Mochi making machine	Over	If it fits in a designated bag , it is non-burnable .
Monitor (LCD, computer)	×	Consult with manufacturer (Computer recycling) See p. 11
Mop	Non-B.	If it does not fit, wrap in a large designated bag .
Mortar (for making mochi)	×	Bring to the Waste Disposal Center.
Mortar box	Burn.	If it is a wood or polystyrene box.
Mosquito screen	Over	If possible break down. (Frame is non-burnable , screen is burnable .)
Motor (tiny, small toy)	Non-B.	
Motorcycle (50cc's or less)	Over	Remove fuel and batteries. If possible have a store collect it.
Motorcycle (50cc's or more)	×	Consult with the Waste Disposal Center (Tel 33-1869)
Mouse (computer)	Non-B.	If bought with a computer, recycle. See p.11

Household Trash
BurnablesUsed Paper
Non-burnablesBottles and Cans
Used FabricP, Wrap, & Cont.
P.E.T. BottlesPet & Spec. Trash
Oversized/Landf.Bringing Trash In
Non-disposable

Comp. Appliance

Index

A-Ba

Ba-Ch

Ch-EI

EI-Hu

Hu-Mo

MP-Pu

Ra-St

St-Vi

Vi-Zo

Item Name	Method	Things to keep in mind when disposing
MP3 player	Non-B.	Can be disposed of as a compact appliance . See p. 13. Remove batteries.
Mug (metal, ceramic)	Non-B.	If it is plastic, it is burnable .
Music box	Non-B.	
Nail (tool)	Non-B.	Wrap in newspaper.
Nail clippers	Non-B.	
Nail polish bottle	Non-B.	
Necktie	Burn.	
Needle	Non-B.	Wrap in newspaper.
Net	Burn.	If metal, it is non-burnable .
Newspaper	P/F	Tie up with magazines, etc.
Obi (clothing use)	Burn.	
Oil	×	Consult with the Waste Disposal Center (Tel 33-1869). If a small quantity, put on a paper or cloth and dispose of in burnable . Throw out empty paint cans in non-burnable .
Oil heater	Non-B.	Items that do not fit in designated bags are oversized .
Oil screen	Non-B.	
Organ (instrument)	Over	
Oven (gas)	Over	If it fits in a designated bag , it is non-burnable .
Oven (mini)	Over	If it fits in a designated bag , it is non-burnable .
P.E.T. bottle	P.E.T.	Remove cap + label, wash, put in 20-45 liter clear garbage bag.
P.E.T. bottle cap and label	Plast.	Put in 20-45 liter clear garbage bag.
Packing materials (styrofoam)	Plast.	Styrofoam pellets and air sealed Styrofoam packing is burnable .
Paint	×	Consult with the Waste Disposal Center (Tel 33-1869). If a small quantity, put on a paper or cloth and dispose of in burnable . Throw out empty paint cans in non-burnable .
Paint (craft) tube	Burn.	
Paint brush	Burn.	
Paint can	Non-B.	Use all before disposing. Do not crush. If used for business, it is business trash .
Paint thinner	×	Consult with the Waste Disposal Center (Tel 33-1869)
Pajamas (nemaki included)	P/F	Ripped and torn items are burnable .
Pamphlet	P/F	Tie up with magazines, etc.
Pants	P/F	Ripped and torn items are burnable .
Paper (copy)	P/F	Tie up with magazines, etc.
Paper (Door)	Burn.	
Paper box/bag	P/F	Tie up with magazines, etc.
Paper clips	Non-B.	
Paper cup	Burn.	
Paper door	Over	If possible, break down and put in burnable bag
Paper lantern	Non-B.	
Paper shreds	Burn.	
Paperwork	P/F	Tie up with magazines, etc.
Pedometer	Non-B.	
Pen	Burn.	If it is metal, it is non-burnable .
Pen case	Burn.	If it is metal, it is non-burnable .
Pencil	Burn.	
Pencil lead container	Plast.	Empty contents and put in 20-45 liter clear bag.
Pencil sharpener	Non-B.	
Pesticide	×	Consult with the Waste Disposal Center (Tel 33-1869)

Item Name	Method	Things to keep in mind when disposing
Pesticide container (empty)	Non-B.	If it is plastic, it is burnable .
Pet clothes	Burn.	
Pet food can	B/C	Empty, wash, and place in a 20-45 liter clear bag.
Phone book	P/F	If possible have it professionally collected.
Phone card	Burn.	
Photograph	Burn.	
Piano	×	Consult with the Waste Disposal Center (Tel 33-1869)
Picnic blanket	Burn.	
Picnic table/chair	Over	
Picture album	Burn.	
Picture book	P/F	
Picture frame	Non-B.	Items that do not fit in designated bags are oversized .
Pillow	Burn.	
Ping pong table	Over	Ping pong rackets are burnable .
Pipe (Chloroethylene)	Over	If 2 meters or less, wrap in a large burnable bag. If used for business, it is business trash .
Pipe (metal)	Over	Wrap pipes up to 2 meters in a large non-burnable bag.
Pipe bed	Over	
Planter	Burn.	If it does not fit, wrap in a large designated bag . Ceramic types are non-burnable .
Plants	Burn.	
Plasterboard	×	Consult with the Waste Disposal Center (Tel 33-1869)
Plastic bag	Burn.	Put it in plastic wrappers and containers if it has a プラ sign.
Plastic bucket	Burn.	If it does not fit, wrap in a large designated bag .
Plastic bucket	Burn.	If it does not fit, wrap in a large designated bag .
Plastic food packaging	Plast.	Empty, wash, and place in a 20-45 liter clear bag.
Plastic model	Burn.	
Plastic shopping bag	Plast.	Empty, wash, and place in a 20-45 liter clear bag.
Plastic spray bottle	Plast.	Put in 20-45 liter clear garbage bag.
Plastic tray (for food)	Plast.	Empty, wash, and place in a 20-45 liter clear bag.
Plastic wrap (from products)	Plast.	Empty, wash, and place in a 20-45 liter clear bag.
Plastic wrap (household use)	Burn.	The roll at the center left over after use is also burnable .
Plate (paper, plastic)	Burn.	Glass, ceramic, and metal plates are non-burnable .
Playscape parts	Over	If it fits in a designated bag , Metal is non-burnable , wood and plastic is burnable .
Portable latrine	Over	Remove waste, wash, and clean thoroughly.
Postcard	P/F	Tie up with magazines, etc.
Pot (metal, earthenware)	Non-B.	Items that do not fit in designated bags are oversized .
Powdered milk can	B/C	Empty, wash, and place in a 20-45 liter clear bag.
Practice paper	Burn.	Unused paper is used fabric .
Printer	Non-B.	If used for business, it is business trash .
Projector	Non-B.	Items that do not fit in designated bags are oversized .
Protective footwear	Burn.	
Pruned branches	Burn.	Cut to 50cm long, 5cm thick. Tie up. Wrap in a large designated bag or consult Waste Disposal Center. See p.2
Pudding cup (plastic)	Plast.	Empty, wash, and place in a 20-45 liter clear bag.
Pump (inflator)	Non-B.	If it does not fit, wrap in a large designated bag .
Pump (water, etc.)	Non-B.	Items that do not fit in designated bags are oversized .
Push cart	Over	
Pushpin	Non-B.	Wrap in newspaper.

Household Trash
BurnablesUsed Paper
Non-burnablesBottles and Cans
Used FabricP, Wrap, & Cont.
P.E.T. BottlesPet & Spec. Trash
Oversized/Landf.Bringing Trash In
Non-disposable

Comp. Appliance

Index

A-Ba

Ba-Ch

Ch-EI

EI-Hu

Hu-Mo

MP-Pu

Ra-St

St-Vi

Vi-Zo

Item Name	Method	Things to keep in mind when disposing
Rack (stereo)	Over	
Racket	Burn.	If it does not fit, wrap in a large designated bag .
Radio	Non-B.	Can be disposed of as a compact appliance . See p. 13.
Radio/stereo	Non-B.	Items that do not fit in designated bags are oversized .
Rain coat	Burn.	
Razor (and blades)	Non-B.	Wrap in newspaper.
Record (vinyl)	Burn.	
Record player	Non-B.	Items that do not fit in designated bags are oversized .
Recorder (instrument)	Burn.	
Reed screen	Over	
Refrigerator/freezer	×	Consult with store (Home Elec. Recycle) See p. 11
Remnants of house fire	×	Consult with the Waste Disposal Center (Tel 33-1869)
Remote controller	Non-B.	Remove batteries.
Rice bag (vinyl)	Plast.	Paper bags are burnable .
Rice bin	Over	
Rice cooker	Non-B.	Items that do not fit in designated bags are oversized .
Rice paddle	Burn.	
Roller skates	Non-B.	
Rope	Burn.	
Rubber products	Burn.	Items like rubber band, hoses and balls.
Rucksack	Burn.	
Rug	Over	If possible cut up and put in burnable bag .
Ruler (bamboo, plastic)	Burn.	If it is metal, it is non-burnable .
Runoff (mud)	×	If it is from a municipal road, consult at the Nobeoka City Office. If it is a prefectural or national road, consult with the Miyazaki Prefectural Office. If it is from Route 10, please consult with the Nobeoka National Road Maintenance Office.
Safe (large)	×	Bring to the Waste Disposal Center.
Safe (small)	Non-B.	
Safety boots	Burn.	
Sake and shōchū bottle, can	B/C	Empty, wash, and place in a 20-45 liter clear bag.
Sake and shōchū cap	Non-B.	If it is plastic, it is plastic wrappers and containers .
Sake and shōchū carton	Burn.	
Sake/shōchū bottle (isshō-bin)	B/C	Please return to the store from which you bought it, if possible.
Sand	×	Consult with the Waste Disposal Center (Tel 33-1869)
Sandals	Burn.	
Sandpaper	Burn.	
Saw	Non-B.	Wrap blades in newspaper.
Scale	Non-B.	Items that do not fit in designated bags are oversized .
Scanner	Non-B.	If used for business, it is business trash .
Scarf (not a winter scarf)	P/F	Ripped and torn items are burnable .
Scarf (winter)	Burn.	
Scissors	Non-B.	Wrap blades in newspaper.
Screw	Non-B.	
Screwdriver	Non-B.	
Scroll (wall)	Burn.	
SD/micro SD	Non-B.	Can be disposed of as a compact appliance . See p. 13. Delete all data before disposal.

Item Name	Method	Things to keep in mind when disposing
Sewing machine	Non-B.	Items that do not fit in designated bags are oversized .
Shampoo/conditioner bottle	Plast.	Empty, wash, and place in a 20-45 liter clear bag.
Shaving blade	Non-B.	Wrap blades in newspaper.
Shawl/stole	P/F	Ripped and torn items are burnable .
Shears	Non-B.	Wrap blades in newspaper.
Shears (gardening)	Non-B.	Wrap blades in newspaper.
Shed (build yourself)	×	Consult with the Waste Disposal Center (Tel 33-1869)
Sheets	P/F	Less than 50% cotton, cotton-padded or soiled items are burnable .
Shelf	Over	
Shells (shrimp, crab, etc.)	Burn.	
Shirt	P/F	Ripped and torn items are burnable .
Shoes	Burn.	
Shovel	Non-B.	If it does not fit, wrap in a large designated bag .
Sickle	Non-B.	Wrap blades in newspaper.
Sideboard	Over	
Sink	×	Consult with the Waste Disposal Center (Tel 33-1869)
Skateboard	Over	If it fits in a designated bag , it is non-burnable .
Skewer (bamboo)	Burn.	Wrap in newspaper. Metal skewers are non-burnable .
Ski clothes	P/F	Ripped and torn items are burnable .
Ski shoes	Non-B.	
Skirt	P/F	Ripped and torn items are burnable .
Skis	Non-B.	Wrap with a large designated bag .
Slate	×	Consult with the Waste Disposal Center (Tel 33-1869)
Sleeping bag	Burn.	
Slip	P/F	Ripped and torn items are burnable .
Slippers	Burn.	
Smoke marker	Burn.	Only if used.
Snack bag (with プラ label)	Plast.	Remove contents, wash, and put in 20-45 liter clear garbage bag.
Snack box	P/F	Tie up with magazines, etc.
Snack can	B/C	Remove contents, wash, and put in 20-45 liter clear garbage bag.
Snow chain (tire)	Non-B.	
Snow suit	P/F	Ripped and torn items are burnable .
Snowboard	Non-B.	Wrap with a large designated bag .
Soap	Burn.	
Soccer ball	Burn.	
Socks	Burn.	
Sofa, Sofa bed	Over	
Soft drink bottles/ cans	B/C	Empty, wash, and place in a 20-45 liter clear bag.
Solar water heater	×	Consult with the Waste Disposal Center (Tel 33-1869)
Speakers (1 pair)	Over	If they fit in a designated bag , they are non-burnable .
Sponge	Burn.	
Spoon	Non-B.	If it is wood or plastic, it is burnable .
Spray bottle	Burn.	
Spray can	Non-B.	Use until no gas left, then open a hole in it. Do this in an airy space, far away from anything that could start a fire.
Stapler (staples included)	Non-B.	
Step ladder	Over	
Stereo	Over	If it fits in a designated bag , it is non-burnable .
Stockings	Burn.	

Household Trash
BurnablesUsed Paper
Non-burnablesBottles and Cans
Used FabricP, Wrap, & Cont.
P.E.T. BottlesPet & Spec. Trash
Oversized/LandfillBringing Trash In
Non-disposable

Comp. Appliance

Index

A-Ba

Ba-Ch

Ch-EI

EI-Hu

Hu-Mo

MP-Pu

Ra-St

St-Vi

Vi-Zo

Item Name	Method	Things to keep in mind when disposing
Storage box	Over	If it can be broken down and fits in a designated bag , plastic storage boxes are burnable .
Storm window	Over	If possible break down. (Metal is non-burnable , non-metal is burnable .)
Stove (gas, electric, oil)	Over	Remove batteries. If it fits in a designated bag , it is non-burnable .
Stove (portable, charcoal)	Non-B.	
Stove top (gas)	Over	If it fits in a designated bag , it is non-burnable . Remove batteries.
Strainer (bamboo, plastic)	Burn.	If it is metal, it is non-burnable .
Straw	Burn.	
Stroller	Over	If still usable, contact "Oyako no mori" at TEL 33-0204
Stuffed animal	Burn.	Items that do not fit in designated bags are oversized .
Styrofoam (packing materials)	Plast.	Styrofoam pellets and air sealed Styrofoam packing is burnable .
Suit	P/F	Ripped and torn items are burnable .
Suitcase	Over	If it fits in a designated bag , it is non-burnable .
Sun bathing chair	Over	
Sunglasses	Non-B.	If it is plastic, it is burnable .
Surf board	Over	
Sweat pants/shirt	P/F	Ripped and torn items are burnable .
Swimsuit	Burn.	
Tabi socks	Burn.	
Table	Over	
Table cloth	Burn.	If over 50% cotton, it is used fabric .
Take out bentō box	Plast.	Empty, wash, and place in a 20-45 liter clear bag.
Tape (cellophane, packaging)	Burn.	
Tarp	Burn.	Wrap poles with large non-burnable bag.
Tatami mat (straw mat)	Over	Put oversized sticker on each mat.
Taxidermy (animal)	Non-B.	Items that do not fit in designated bags are oversized .
Tea bowl	Non-B.	If it is wood or plastic, it is burnable .
Tea cupboard	Over	
Teapot	Non-B.	
Teapot (electric)	Non-B.	Items that do not fit in designated bags are oversized .
Telephone	Non-B.	Can be disposed of as a compact appliance . See p. 13. Be sure to remove batteries from portable types.
Telescope	Non-B.	Items that do not fit in designated bags are oversized .
Television, TV (LCD, plasma)	×	Consult with store (Home Elec. Recycle) See p. 11
Tent	Burn.	Poles to be wrapped in large non-burnable bag. If used for business, it is business trash .
Textbooks, reference books	P/F	Tie up with magazines, etc.
Thermal paper	Burn.	
Thermometer	Non-B.	Put mercury thermometers in a separate clear bag. See page 3
Thermometer (battery)	Non-B.	Can be disposed of as a compact appliance . See p. 13.
Thermos	Non-B.	
Tights	Burn.	
Tile	Non-B.	If a large quantity, consult the Waste Disposal Center.
Tile (roof)	×	Consult with the Waste Disposal Center (Tel 33-1869)
Tin plate	Over	If 2 meters or less, wrap in a large non-burnable bag.
Tire (bicycle)	Burn.	Only if you are throwing out a small number of them.
Tire (car)	×	Consult with the Waste Disposal Center (Tel 33-1869). Bicycle tires are burnable .

Item Name	Method	Things to keep in mind when disposing
Tissue box	P/F	Take off plastic and tie up with magazines, etc.
Toaster, Toaster oven	Non-B.	
Toilet (training)	Burn.	Clean out waste. Wash thoroughly. If it does not fit in a designated bag , it is oversized .
Toilet cleaner container	Plast.	If it has a「まぜるな危険」(DANGER! Don't mix!) label, it is burnable .
Toilet paper roll	P/F	Cut open, flatten, and tie up with magazines, etc.
Toilet seat	Burn.	If it has a warm water washing function, it is non-burnable .
Toilet seat cover	Burn.	
Tongs	Non-B.	
Towel (used on pets)	Burn.	
Towel, Towelket (not used on pets)	P/F	Less than 50% cotton, cotton-padded or soiled items are burnable .
Toy blocks	Burn.	
Toys (wood and plastic)	Burn.	If it is metal, it is non-burnable .
Trash can (metal)	Non-B.	Items that do not fit in designated bags are oversized .
Trash can (plastic)	Burn.	Items that do not fit in designated bags are oversized .
Treadmill	Over	
Tricycle	Over	
Trolley cart	Over	If it fits in a designated bag , it is non-burnable .
Trophies	Non-B.	Items that do not fit in designated bags are oversized .
Trouser press	Over	
Trowel	Non-B.	If it is plastic, it is burnable .
Trunk (suitcase)	Over	If it fits in a designated bag , it is non-burnable .
T-shirt	P/F	Ripped and torn items are burnable .
Tub	Burn.	If it is metal, it is non-burnable .
Tube (fluorescent)	Non-B.	Wrap items that do not fit in designated bags with newspaper in a large designated bag .
Tube (with the プラ label)	Plast.	Cut in half, wash, put in a 20-45 liter clear garbage bag.
Tupperware	Burn.	
TV bureau, stand	Over	
Typewriter	Non-B.	
Umbrella	Non-B.	If it does not fit, wrap in a large designated bag .
Umbrella stand (ceramic)	Non-B.	Items that do not fit in designated bags are oversized .
Umbrella stand (wood, plastic)	Burn.	Items that do not fit in designated bags are oversized .
Underwear, Underclothes	Burn.	Undershirts that are 50% or more cotton are used fabric .
Unicycle	Over	
Uniform (student)	P/F	Ripped and torn items are burnable .
USB flash drive	Non-B.	Can be disposed of as a compact appliance . See p. 13. Delete all data before disposal.
Utensiles	Non-B.	If it is wood or plastic, it is burnable .
Vacuum cleaner	Over	If it fits in a designated bag , it is non-burnable .
Vanity sink	×	Consult with the Waste Disposal Center (Tel 33-1869)
Vase	Non-B.	
VCR	Non-B.	Can be disposed of as a compact appliance . See p. 13.
Ventilator fan	Over	If it fits in a designated bag , it is non-burnable .
Ventilator fan filter	Burn.	
Video camera	Non-B.	Can be disposed of as a compact appliance . See p. 13.
Video game cartridge	Non-B.	Can be disposed of as a compact appliance . See p. 13.

Household Trash
BurnablesUsed Paper
Non-burnablesBottles and Cans
Used FabricP. Wrap. & Cont.
P.E.T. BottlesPet & Spec. Trash
Oversized/Landf.Bringing Trash In
Non-disposable

Comp. Appliance

Index

A-Ba

Ba-Ch

Ch-EI

EI-Hu

Hu-Mo

MP-Pu

Ra-St

St-Vi

Vi-Zo

Item Name	Method	Things to keep in mind when disposing
Video game console	Non-B.	Can be disposed of as a compact appliance . See p. 13. If used for business, it is business trash .
Video game software	Burn.	
Video tape	Burn.	
Volley ball	Burn.	
Wagon	Over	If it fits in a designated bag , it is non-burnable .
Waistcoat	P/F	Ripped and torn items are burnable .
Walker	Over	
Wallet	Burn.	
Warm air heater	Non-B.	Items that do not fit in designated bags are oversized .
Wash basin	Over	If possible, put it in a designated bag. (Metal is non-burnable , non-metal is burnable .)
Washing machine	×	Consult with store (Home Elec. Recycle) See p. 11
Watch	Non-B.	Can be disposed of as a compact appliance . See p. 13.
Water bottle	Non-B.	If it is plastic, it is burnable .
Water purifier	Non-B.	
Water tank	Non-B.	Items that do not fit in designated bags are oversized .
Water tank (plastic)	Burn.	Items that do not fit in designated bags are oversized .
Wax can	Non-B.	
Weed whacker	Over	Extract fuel.
Weight stone	×	Bring to the Waste Disposal Center.
Welcome mat	Burn.	
Wetsuit	Burn.	
Wheel	×	Consult with the Waste Disposal Center (Tel 33-1869)
Wheelbarrow	Over	
Wheelchair	Over	If a non-electric wheelchair is still usable, consult the Council for Social Welfare (TEL 32-6555)
Whiskey bottle	B/C	Empty, wash, and place in a 20-45 liter clear bag.
White board	Non-B.	Items that do not fit in designated bags are oversized .
Wicker furniture	Over	If it fits in a designated bag , it is burnable .
Wig	Burn.	
Windbreaker	P/F	Ripped and torn items are burnable .
Window fan	Over	
Window frame (aluminum)	Over	If possible, break down and put in non-burnable bag.
Winter jacket/snow suit	P/F	Ripped and torn items are burnable .
Wire	Non-B.	Aluminum wires used in gardening are included.
Wood debris	Over	Items thicker than the above (up to 20cm thick, 2m long), If it can fit in a large designated bag , it is considered burnable. If not, contact the Waste Disposal Center (Tel 33-1869)
Wool clothing	P/F	Ripped and torn items are burnable .
Word processor	Non-B.	
Work gloves (cotton)	Burn.	
Work uniform	P/F	Ripped and torn items are burnable .
Workout equipment	Over	If it fits in a designated bag , it is non-burnable .
Wrapping paper	P/F	Tie up with magazines, etc.
Wristwatch	Non-B.	Can be disposed of as a compact appliance . See p. 13.
Yarn	Burn.	
Yogurt cup (with プラ label)	Plast.	Empty, wash, and place in a 20-45 liter clear bag.
Yukata	Burn.	
Zōri sandals	Burn.	

Official
Facebook
Page

Nobeoka International

– 延岡市国際交流推進室



- ◆ International Exchange Newsletter
- ◆ Information for foreign residents
- ◆ Event pictures

and more!

Nobeoka City's International Exchange Promotion Office has an official Facebook page: Nobeoka International - 延岡市国際交流推進室.

The Facebook page is updated in Japanese, English and German and will keep you updated about both international and local events in Nobeoka.

We'll also share the International Exchange Newsletter, pictures of events, and more!

Please take a look at the page!

Find us on 



Household Trash
Burnables

Used Paper
Non-burnables

Bottles and Cans
Used Fabric

P. Wrap. & Cont.
P.E.T. Bottles

Pet & Spec. Trash
Oversized/Landf.

Bringing Trash In
Non-disposable

Comp. Appliance

Index

A-Ba

Ba-Ch

Ch-EI

EI-Hu

Hu-Mo

MP-Pu

Ra-St

St-Vi

Vi-Zo

Nobeoka City's Ten Guidelines for Reducing Waste

- ① Do your best not to buy disposable goods.
- ② Decline unnecessary offers to wrap items.
- ③ Bring your own re-usable bag when you go shopping.
- ④ Buy refillable items and refill packets.
- ⑤ Don't buy or make too much food. Eat all that you make.
- ⑥ Give away items you will no longer use or sell them in flea markets.
- ⑦ Use things until you can't anymore.
- ⑧ Buy recycled/recyclable items.
- ⑨ Repair appliances and continue using them.
- ⑩ Separate garbage diligently and help the city to gather renewable resources.



-
- ※ In order to reduce potential damage caused by flying objects, we request that you wait for the weather to improve before putting out your garbage for collection when there is a typhoon coming, or when there are strong winds for any reason.
 - ※ Most garbage collection points are managed by the neighborhood's residents' association. We request that you register with your neighborhood's residents' association and cooperate with efforts to collect garbage safely and efficiently.

Designed and printed by: The Resource Management Division of Nobeoka City's Resident Affairs Department (Japanese Version)

Translation: Nobeoka City, International Exchange Promotion Office

About consultation in English:

If you have any questions in English, please contact Nobeoka City's International Exchange Promotion Office and ask for the Coordinator for International Relations ("kokusai kouryuu in").

TEL: (0982) 22—7006 Monday to Thursday: 8:30 — 12:00 and 13:00 — 17:15

Friday: 8:30 — 12:00

MAIL: kokusai@city.nobeoka.miyazaki.jp